



Dashboards - Overview of Modules and Apps + deeper look at the Dimensions Perspectives & Insights App

2023 APAC Digital Science Showcase

Aaron Sorensen

Senior Product Manager Apps & Analytics

1 March 2023


Part of **DIGITAL**science


Agenda


- Imagine a world in which there exists an ever-expanding ecosystem of Modules and Apps that plug into Dimensions Analytics.
- Now imagine that the people creating the Modules and Apps are sometimes Digital Science employees but other times are third-party business partners and still other times are Digital-Science customers themselves!
- Get ready for a mind-blowing trip into the Matrix (...I mean Ecosystem) via a tour of the soon-to-be-launched Dimensions Perspectives & Insights App!!!


Agenda

- Imagine a world in which there exists an ever-expanding ecosystem of Modules and Apps that plug into Dimensions Analytics.
- Now imagine that the people creating the Modules and Apps are sometimes Digital Science employees but other times are third-party business partners and still other times are Digital-Science customers themselves!
- Get ready for a mind-blowing trip into the Matrix (...I mean Ecosystem) via a tour of the soon-to-be-launched Dimensions Perspectives & Insights App!!!

 Google Workspace Marketplace

 Home


 Recommended for Google


 Editor's choice


Work from everywhere

Business essentials

Apps to discover

 Built by Google

 Search apps




Dimensions API

The Dimensions API Connector is a Google Sheets add-on which permits to launch DSL queries directly from a Gsheets window. The results are transformed from JSON...

By: [Dimensions Team](#)

Listing updated: December 1, 2021





Uninstall

Works with: 

★★★★☆ 9 ⓘ ⬇ 1,366





Untitled spreadsheet ☆ 📁 ☁

File Edit View Insert Format Data Tools

    100% ⌵ ... ⌵

C24 ⌵ *fx*

	A	B	C
1			
2			
14			
15			
16			
17			
18			
19			
20			

    Share

Dimensions API ✕

Query Examples ▾ History

Enter DSL Query:


E.g.
search publications for "deep learning"
return publications sort by times_cited

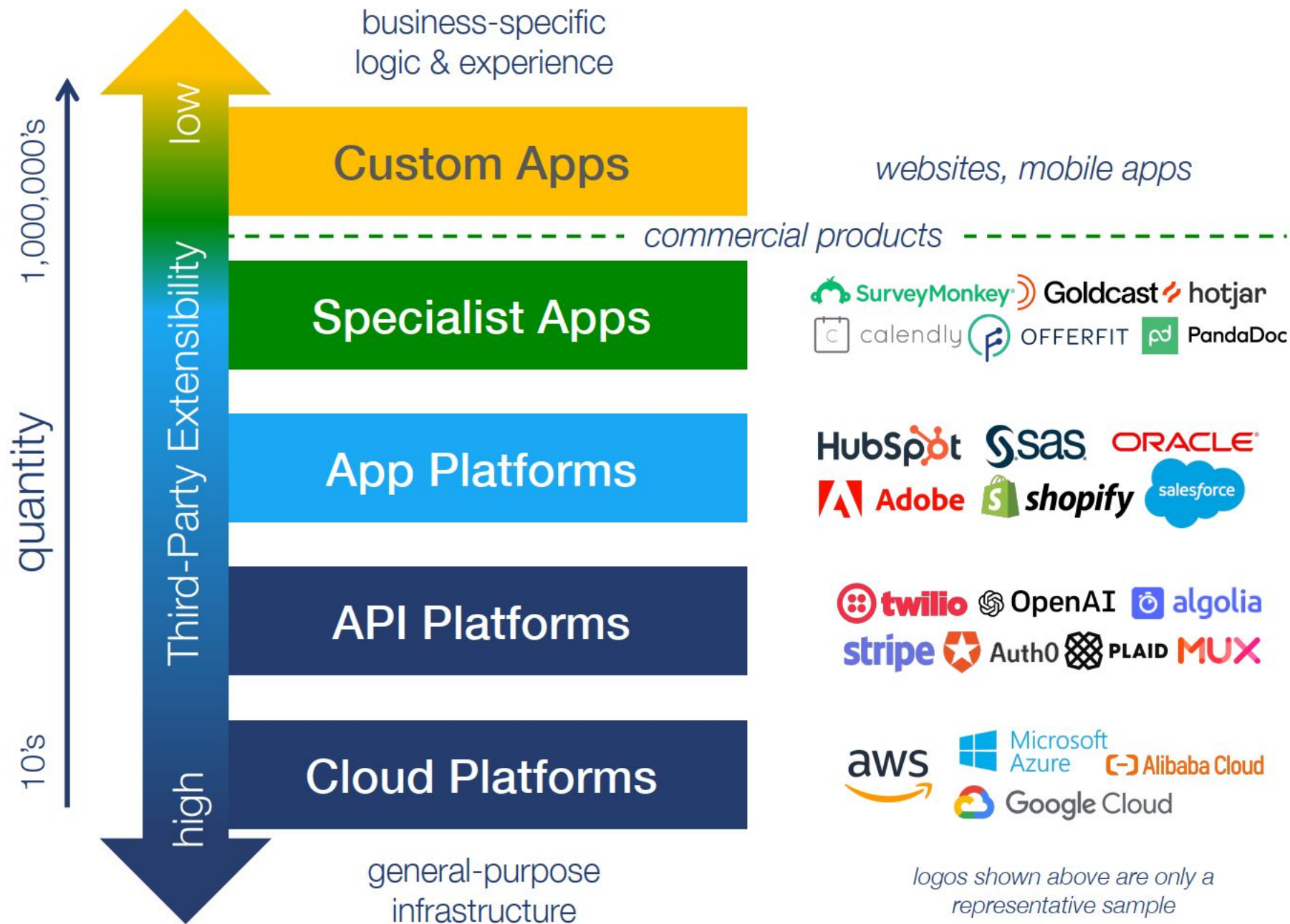
Run

Options:

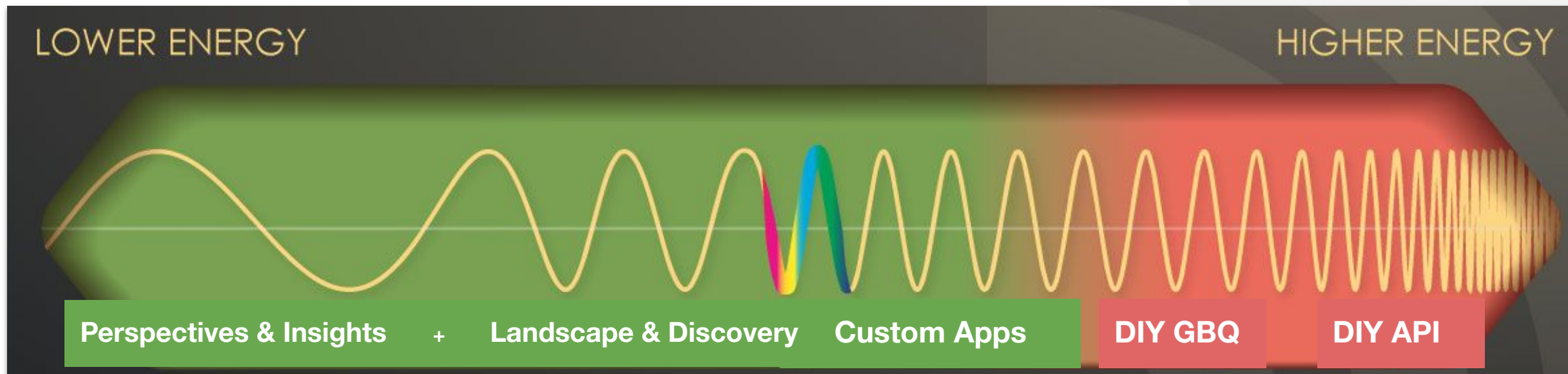
☐ Open New Sheet

☐ Auto-pagination: 1 (ETC: 3-6s)





Modules & Apps – a spectrum of offerings



Standard offerings at scale

Slightly-custo
mized /
fully-bespoke
offerings

PSMs & Analysts
finding
super-creative ways
to aid you in the
creation of your own
data pipelines

The largest dataset, powerful tools and expert services

Our Linked Data



Base products

Basic, easy to use web based platforms

Dimensions web app

Dimensions L&C

Apps & Modules
Needs-driven options to access Dimensions data and tools to fuel actionable insights

Dimensions modules Reviewer Finder, API, Google BigQuery

In-depth analytical apps

Landscape & Discovery, Perspectives & Insights, Research Integrity (coming soon)

Services

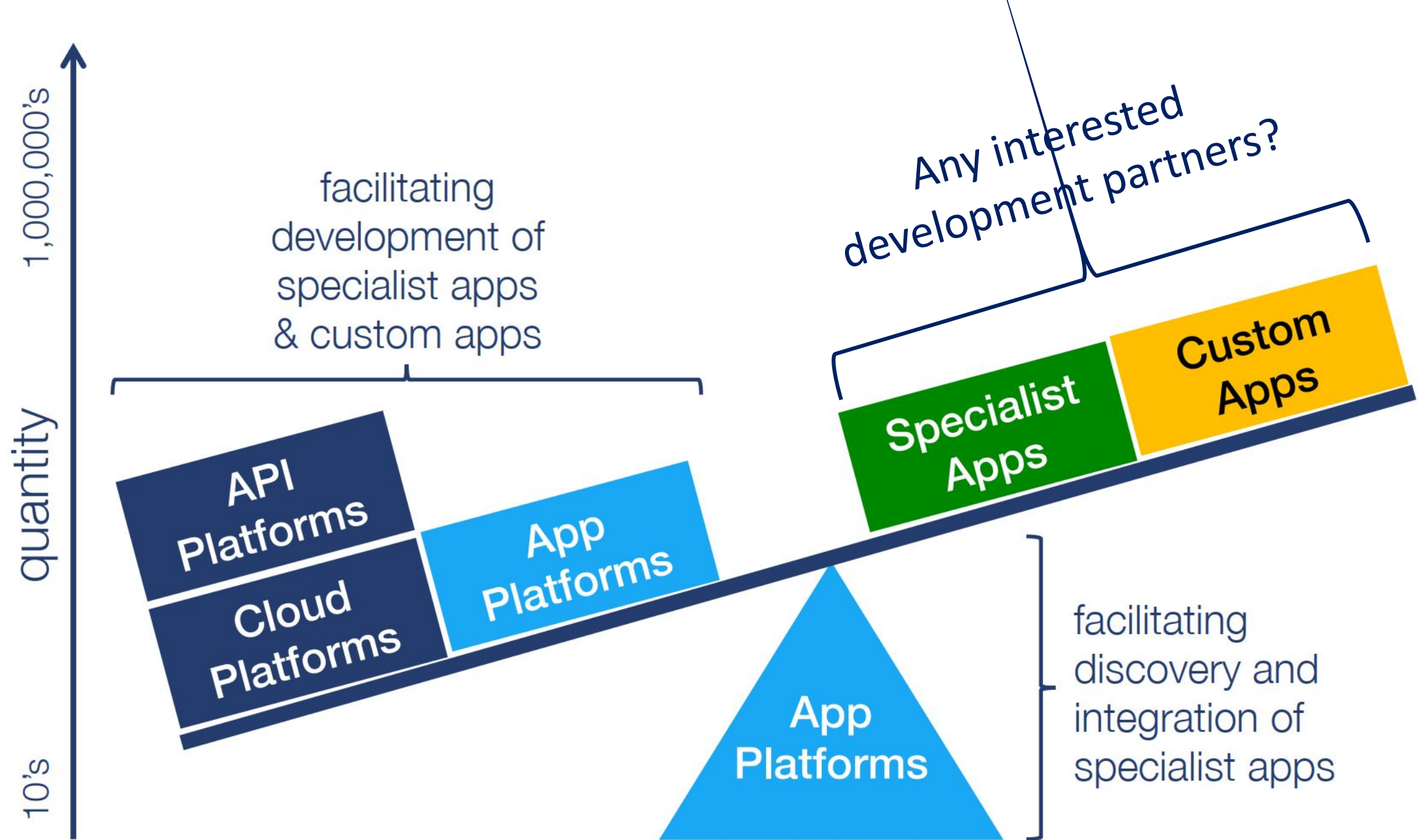
Customized solutions

Custom applications and dashboards, enhanced product support

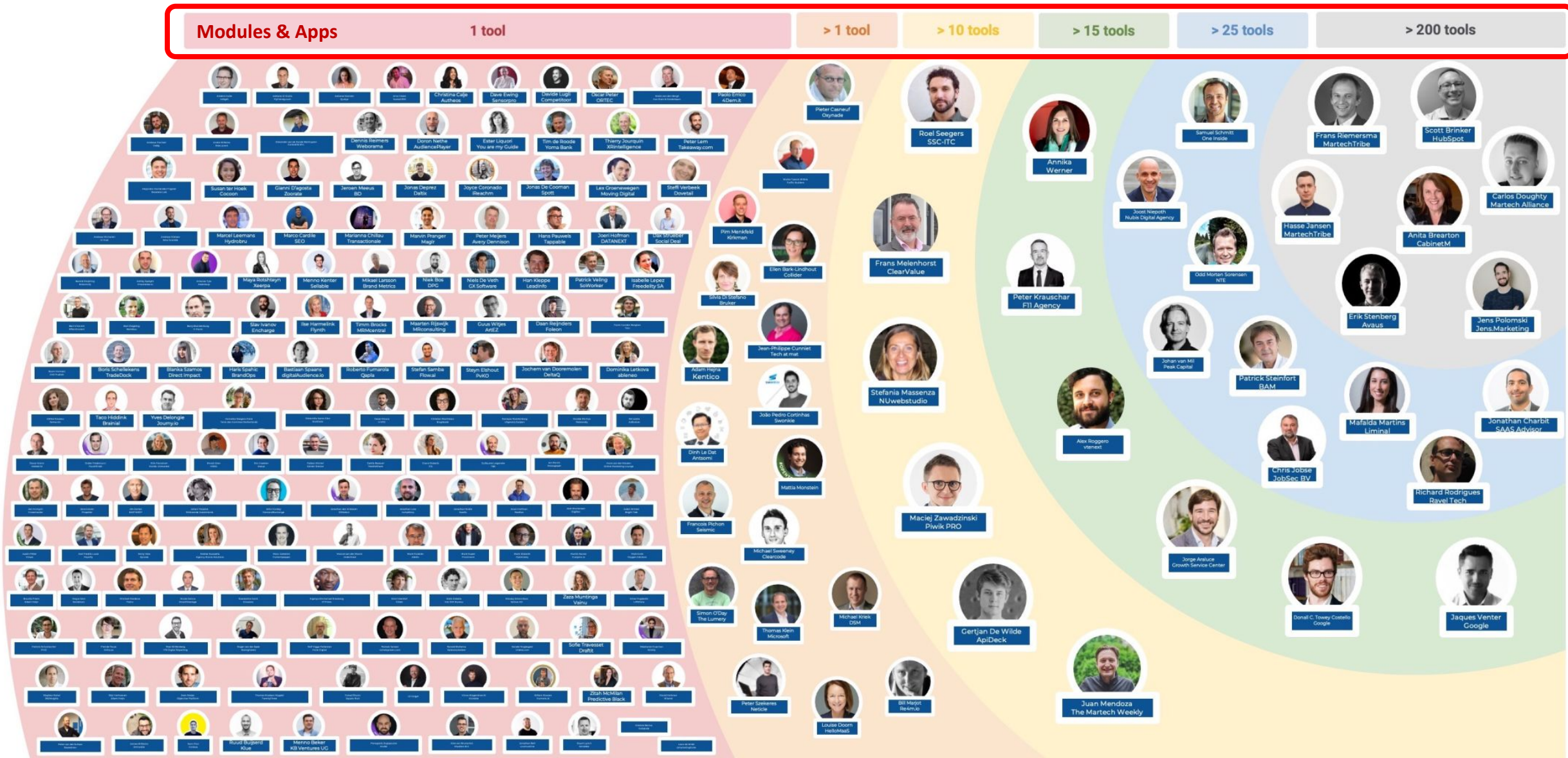
Solutions for your challenges with our data science team

Agenda

- Imagine a world in which there exists an ever-expanding ecosystem of Modules and Apps that plug into Dimensions Analytics.
- Now imagine that the people creating the Modules and Apps are sometimes Digital Science employees but other times are third-party business partners and still other times are Digital-Science customers themselves!
- Get ready for a mind-blowing trip into the Matrix (...I mean Ecosystem) via a tour of the soon-to-be-launched Dimensions Perspectives & Insights App!!!



My hope for a Digital-Science APAC Showcase Slide circa 2025



Apps & Modules - architecture

Data

Dimensions on GBQ

External data on GBQ

+ Cloud pipelines for pre-calculations & enrichments

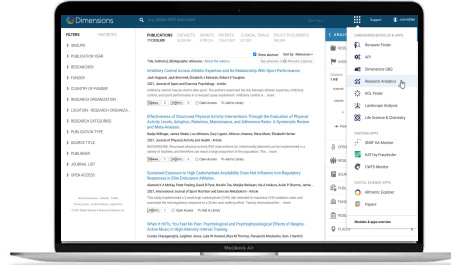
Dashboard platform Web application layer

Looker

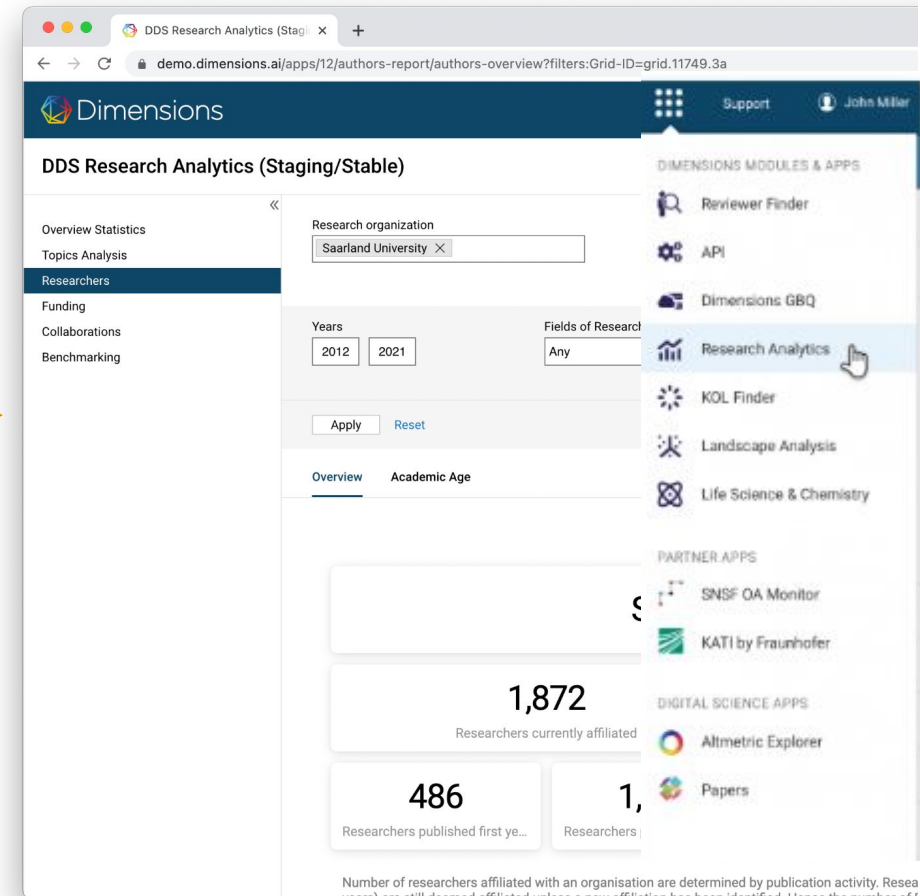
- Centrally maintained LookML

- Consistency across apps (data & UI)

- Reuse opportunities



- App administration
- Authorization
- Authentication
- App access
- App structure & filters
- Return dashboard



APPLICATION TYPE

[ALL](#)[DASHBOARD APPLICATION](#)[DATA / DATA PRODUCT](#)[MODULE](#)[WEB APPLICATION](#)

Dimensions Analytics

Dimensions Analytics provides access to our comprehensive dataset covering publications, grants, patents and other documents.



Dimensions Landscape&Discovery

Undertake complex landscape analysis at speed.



Dimensions Perspectives&Insights

The leading source of strategic insight to university leadership, empowering you to deliver on your missions and serve society



Dimensions GBQ

Dimensions on Google's cloud-based platform for custom analytics, AI applications, automated reports and dashboards.



Research Integrity Dataset on GBQ

Powered by Ripeta, Research Integrity detects the presence of trust markers across 33M research articles, conference proceedings, book chapters, and preprints.



Dimensions API

Stream research data into your workflows without manual intervention.

Agenda

- Imagine a world in which there exists an ever-expanding ecosystem of Modules and Apps that plug into Dimensions Analytics.
- Now imagine that the people creating the Modules and Apps are sometimes Digital Science employees but other times are third-party business partners and still other times are Digital-Science customers themselves!
- Get ready for a mind-blowing trip into the Matrix (...I mean Ecosystem) via a tour of the soon-to-be-launched Dimensions Perspectives & Insights App!!!

University ↕	Type ↕	Campus ^[4] ↕	State/Territory ^[4] ↕	Established ▾	University status ↕
Torrens University Australia	Private (Australian)	Sydney, Melbourne, Brisbane, Adelaide, Auckland	 National,  New Zealand	2014	2014
Carnegie Mellon University (Australia campus)	Private (International)	Adelaide	 SA	2006	2006
University of the Sunshine Coast	Public	Sunshine Coast	 QLD	1994	1994
Australian Catholic University	Public	Sydney, Brisbane, Canberra, Ballarat, Melbourne, Rome	 National	1991	1991

Australian Catholic University, Brisbane C

UniSC University of the Sunshine Coast

+

Add destination

Leave now

Options

Send directions to your phone

via M1

Fastest route now due to traffic conditions

55 min

85.0 km

Details

Explore UniSC University of the Sunshine Coast

Restaurants

Hotels

Gas stations

Parking Lots

More

Gas

EV charging

Hotels

More

The map displays a route from the Australian Catholic University in Brisbane to the UniSC University of the Sunshine Coast. The route is marked with a blue line and follows the M1 highway. A callout box indicates a travel time of 55 minutes and a distance of 85 km. The map shows various geographical features, including the Squirrel Creek State Forest, Glass House Mountains, and the Sunshine Coast. Labels for numerous towns and cities are visible, such as Jimna, Conondale, Maleny, Beerwah, Glass House Mountains, Bribie Island, Bongaree, Narangba, Strathpine, and Brisbane. The map also includes a 'Layers' button in the bottom left corner.

> ANALYTICAL VIEWS | PUBLICATIONS

RESEARCH CATEGORIES

OVERVIEW

OPEN ACCESS

RESEARCHERS

SOURCE TITLES

PUBLISHERS

FUNDERS

RESEARCH ORGANIZATIONS

PLACES

COMPARE

Research Organizations

related to your search

[About indicators](#)

Aggregated Timeline Heatmap Network

Publications
Indicator

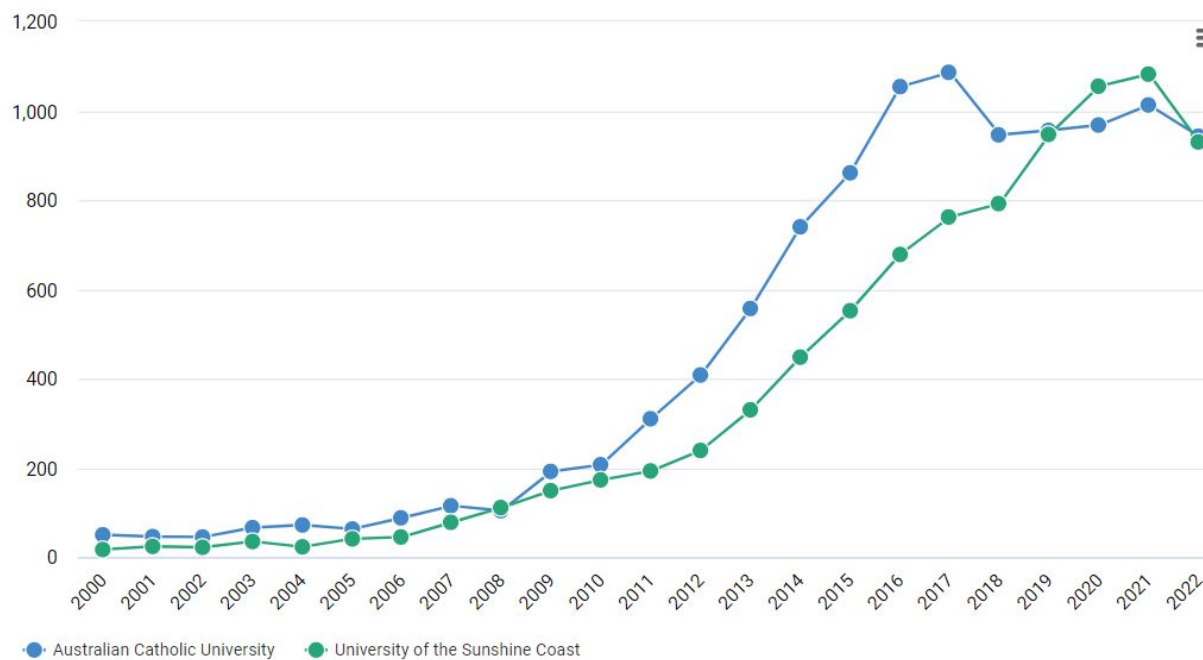
Add research organization to chart

Australian Catholic ... X

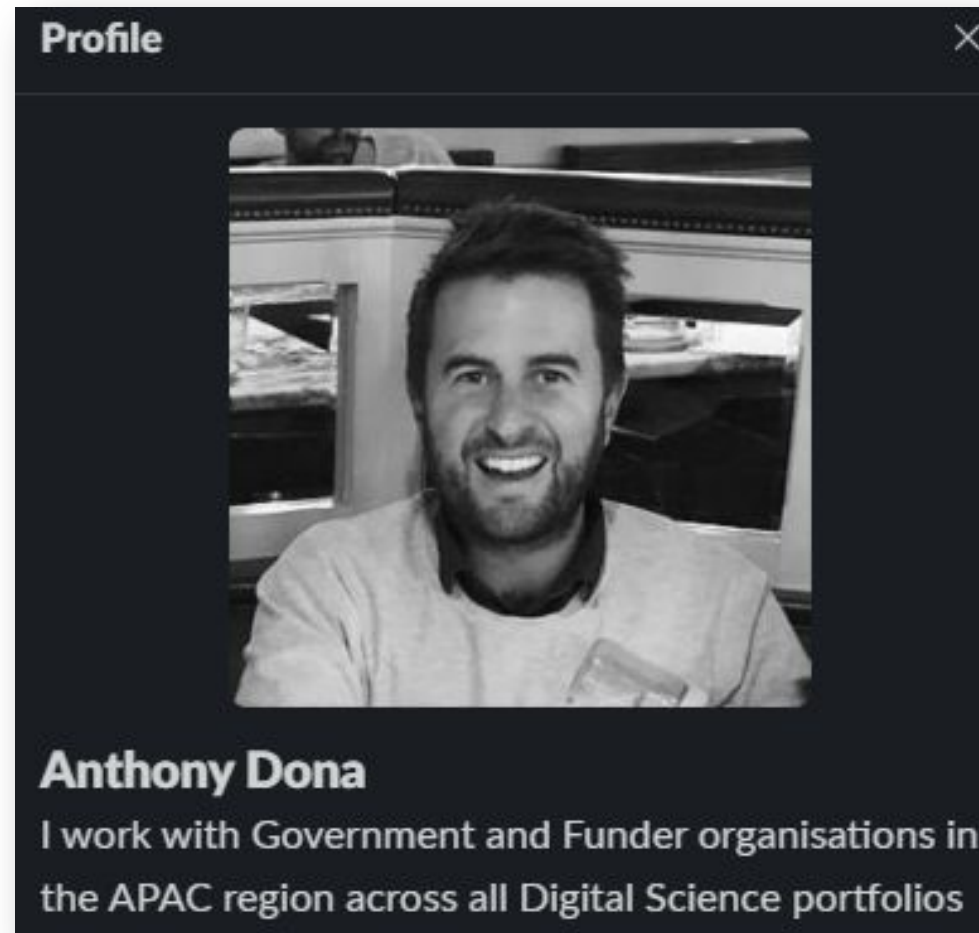
University of the Su... X

Show years 2000 to 2022

Chart | Table



Before I spin an amazing yarn of potential future collaboration, first a brief “Academic Age” digression for Anthony



University of the Sunshine Coast

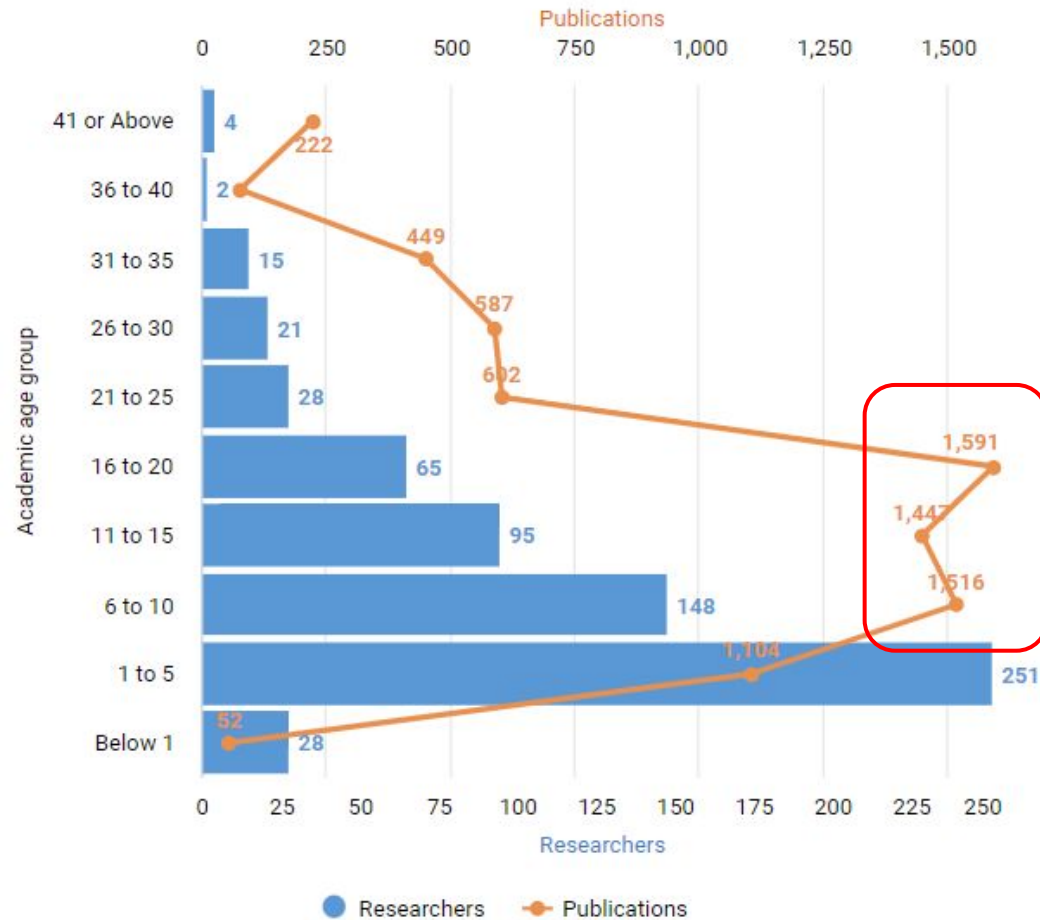
9.5

Average academic age of affiliated researchers

7

Median academic age of affiliated researchers

Researchers and publications per academic age group



Australian Catholic University

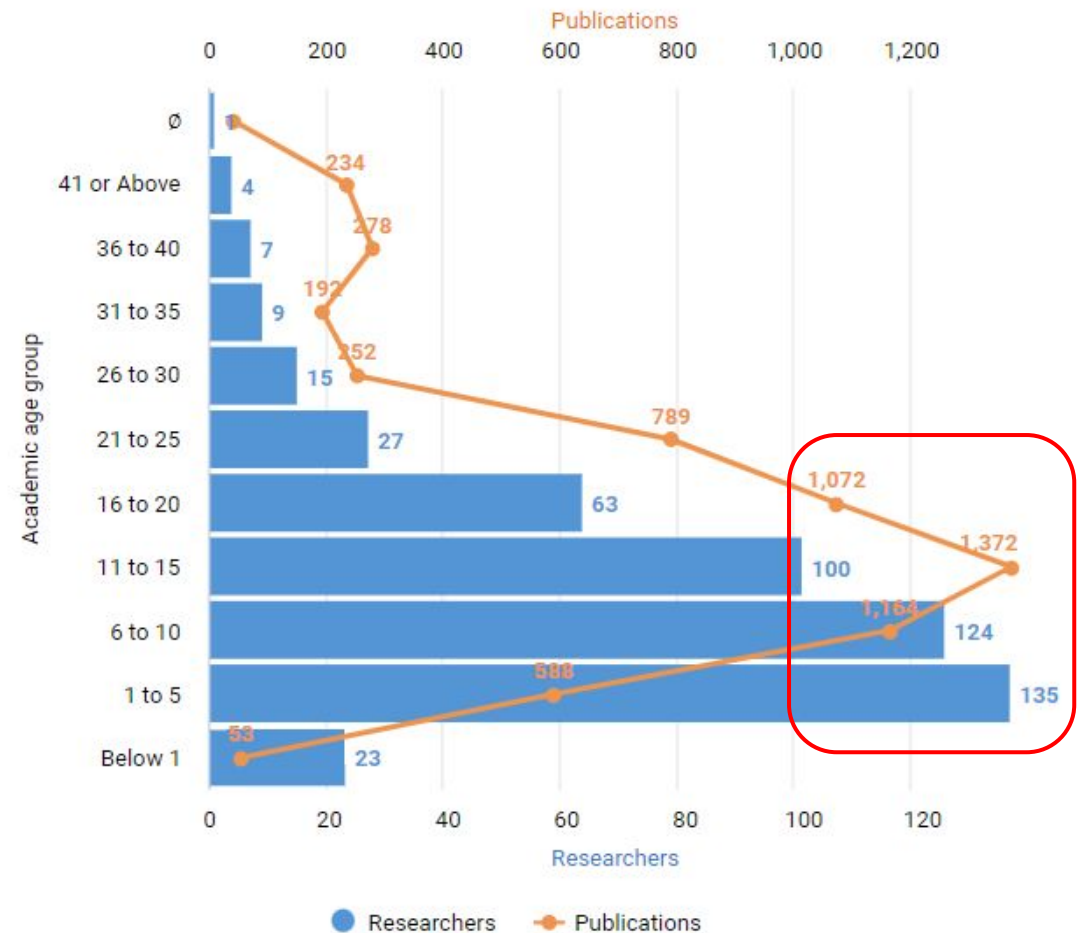
10.9

Average academic age of affiliated researchers

9

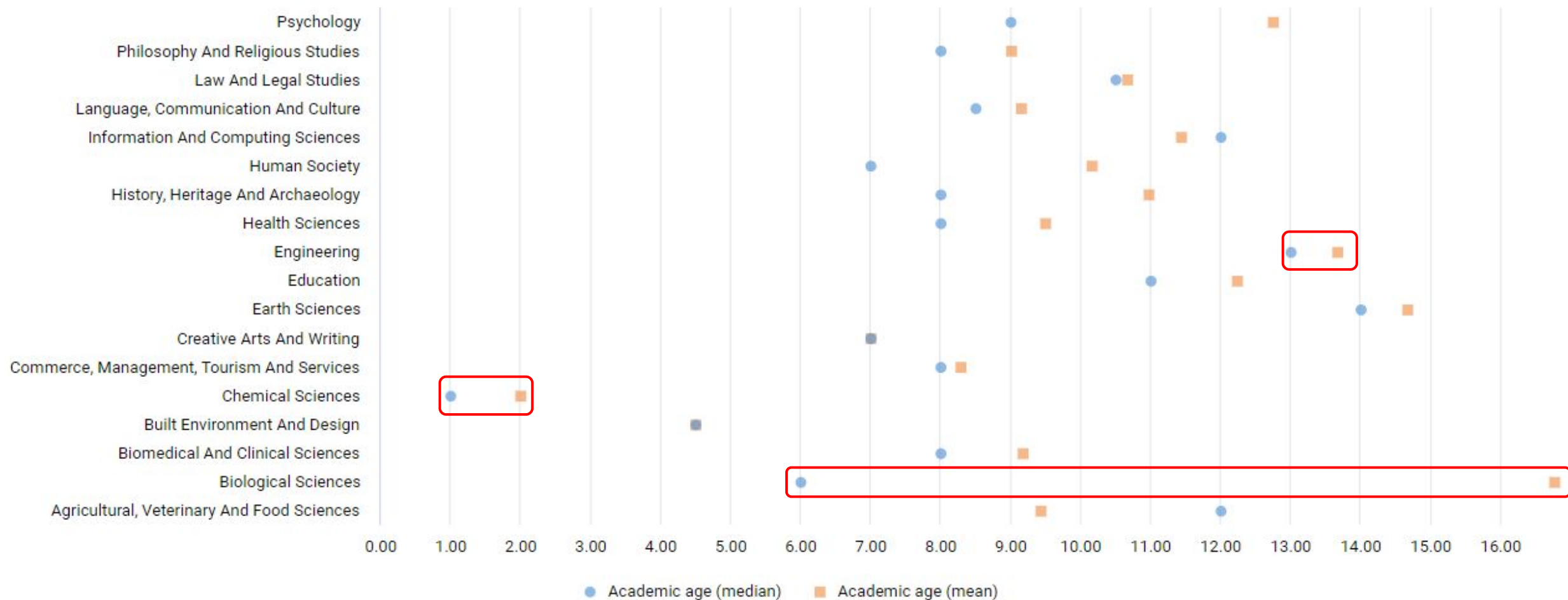
Median academic age of affiliated researchers

Researchers and publications per academic age group



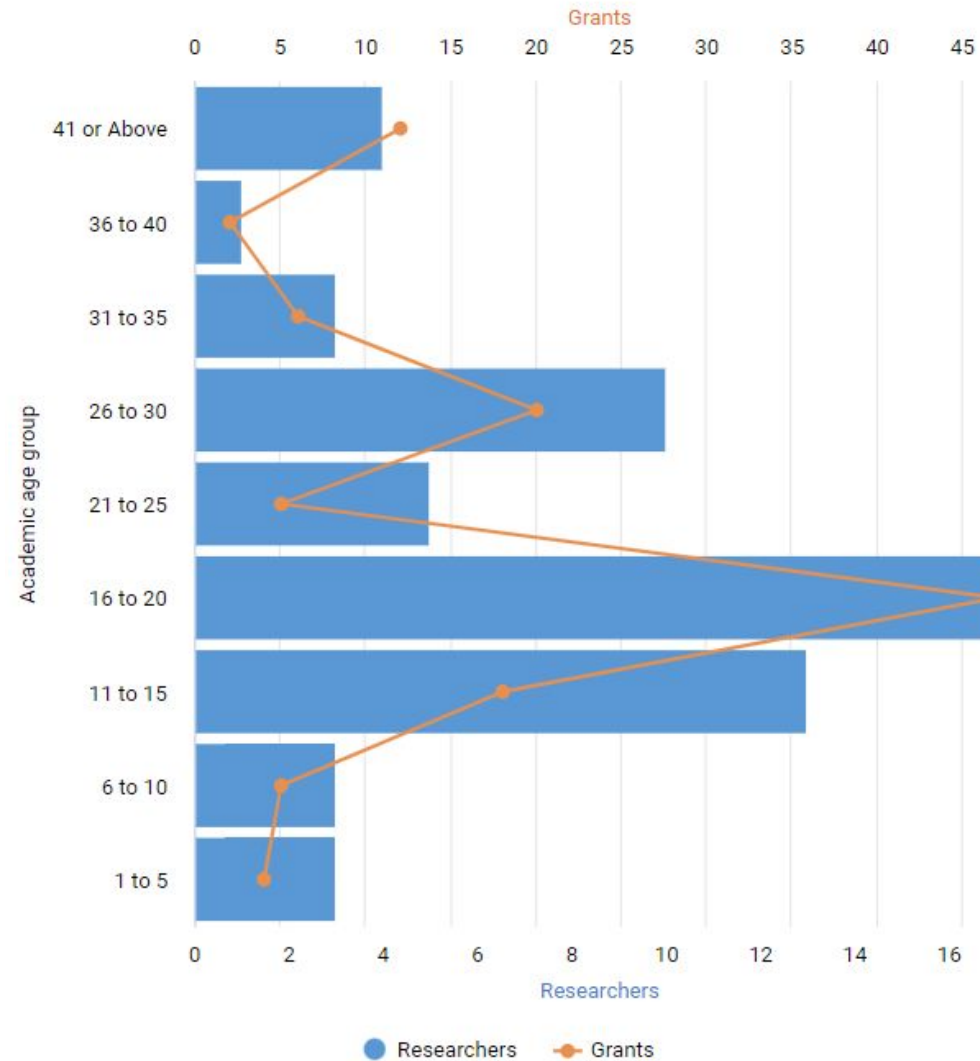
Australian Catholic University

Mean and median academic age per FoR



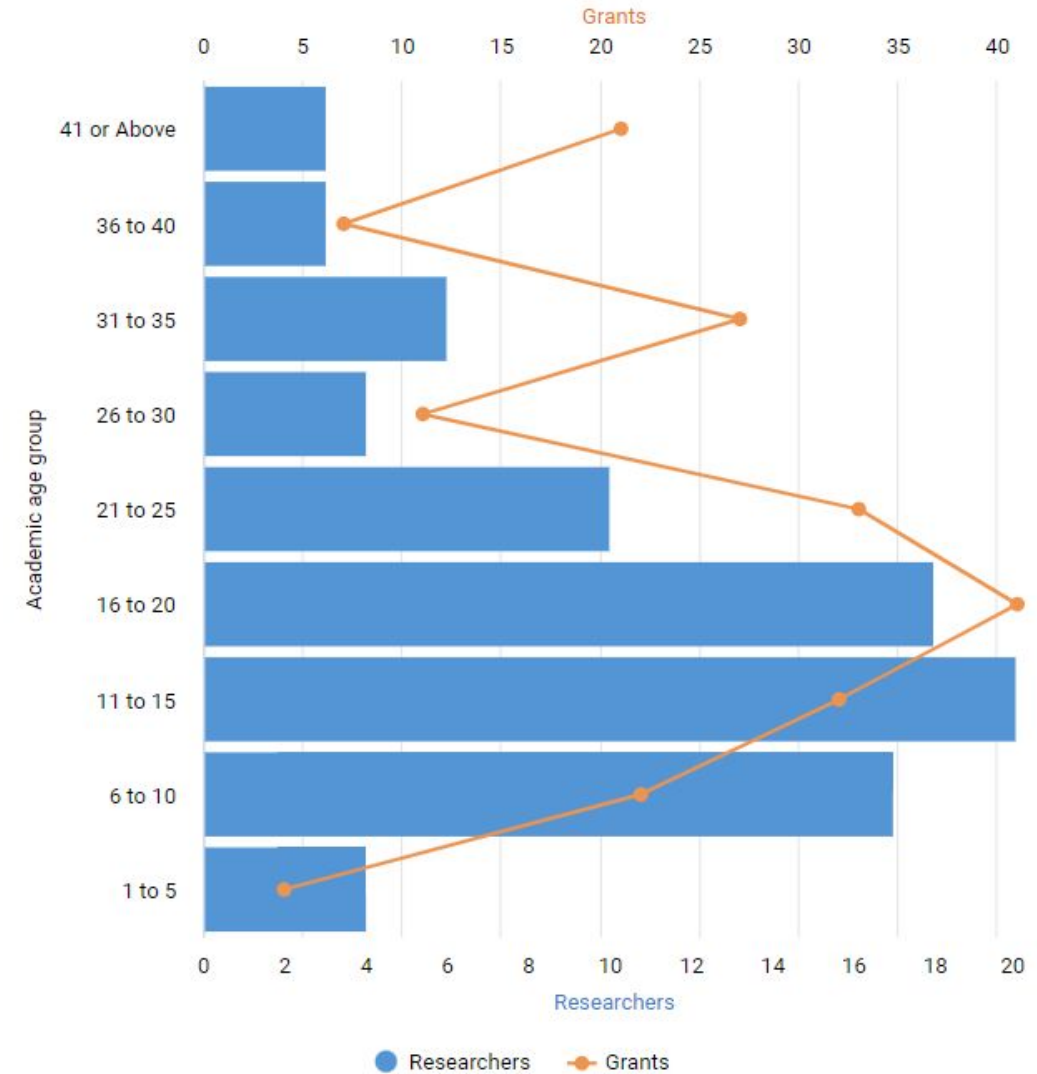
University of the Sunshine Coast

Academic age distribution of investigators

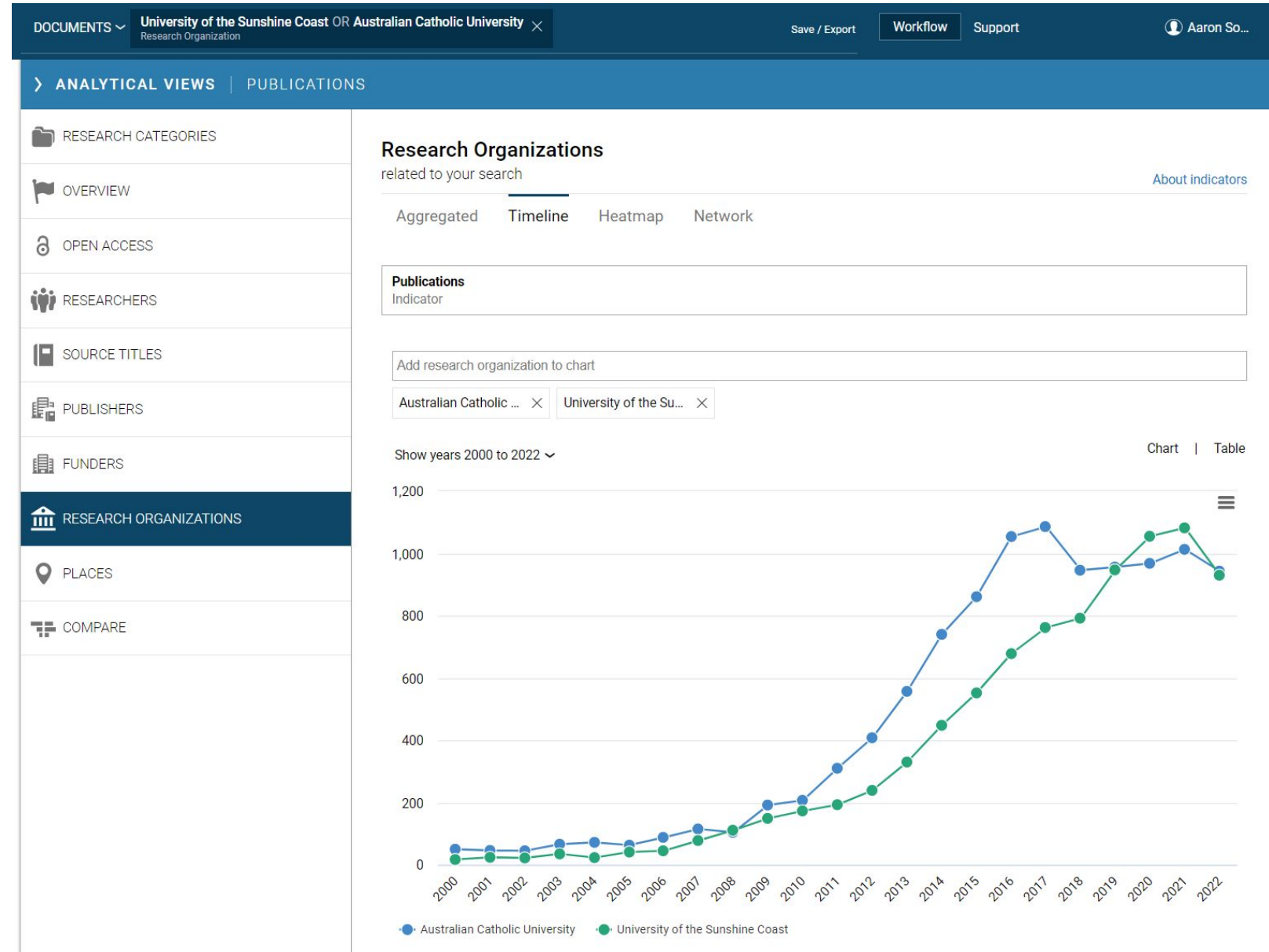


Australian Catholic University

Academic age distribution of investigators



Back to the main story...



> ANALYTICAL VIEWS | PUBLICATIONS

RESEARCH CATEGORIES

OVERVIEW

OPEN ACCESS

RESEARCHERS

SOURCE TITLES

PUBLISHERS

FUNDERS

RESEARCH ORGANIZATIONS

PLACES

COMPARE

Overview

related to your search

[About indicators](#)

Publications

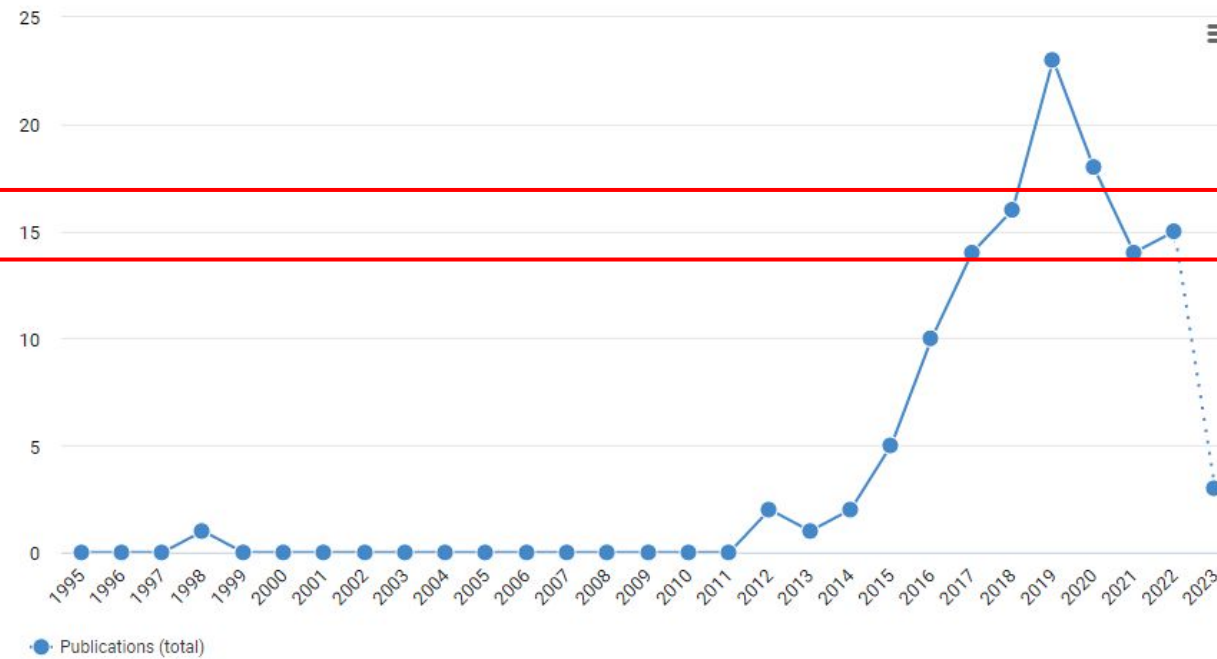
Indicator

Total

All years: 124

Show years 1995 to 2023

Chart | Table





Professor Zlatko Skrbis became the fourth Vice-Chancellor and President of Australian Catholic University in January 2021. He previously held senior leadership positions at Australian Catholic University, Monash University, and The University of Queensland.

He holds a PhD in sociology from Flinders University and undergraduate degrees in sociology and philosophy from the University of Ljubljana, Slovenia.

President Helen Bartlett, who joined USC in August 2020, stresses the importance of staying true to its mission.



DDS Landscape & Discovery (Dev / Latest)

Overview



[Outputs](#)
[Research focus](#)
[Key players](#)
[Collaboration](#)
[Impact: publications](#)
[Impact: grants](#)

Result Set

Sunshine AND Catholic

Sunshine AND Catholic

Result set

just now  

1998
From 

2023
To 

124

Publications 


1

Grants 


0

Patents 

0

Clinical trials 

Publications per FoR category



DDS Landscape & Discovery (Dev / Latest)

Overview

Outputs

Research focus

Key players

Collaboration

Impact: publications

Impact: grants

Result Set

Sunshine OR Catholic

Researchers

Organizations

Countries/territories

Sunshine **OR** Catholic

Result set

Organization	Country/territory	Publications	Citations	Grants	Funding (USD)	Patents	Clinical trials
Australian Catholic University ...	Australia	11,342	221,563	220	\$81.4M	2	153
University of the Sunshine Coast ...	Australia	8,892	154,437	202	\$109.0M	23	94
University of Queensland ...	Australia	1,970	49,036	45	\$28.1M	0	7
University of Melbourne ...	Australia	1,408	38,025	22	\$15.0M	0	9
Griffith University ...	Australia	1,247	24,054	34	\$17.7M	0	5
Monash University ...	Australia	1,116	25,246	20	\$18.4M	0	2
The University of Sydney ...	Australia	1,068	26,149	26	\$14.0M	0	7
Queensland University of Technology ...	Australia	1,016	21,045	29	\$20.4M	0	4

Are you
thinking what
I'm thinking??



A regional center of
sports, exercise, and
nutrition research
excellence!



DDS Landscape & Discovery (Dev / Latest)

Overview

Outputs

Research focus

Key players

Collaboration

Impact: publications

Impact: grants

Result Set

QLD Sport & Exercise Research

Researchers

Organizations

Countries/territories

8m ago ↺ ⋮

QLD Sport & Exercise Research

Result set

1993
From ⓘ

2023
To ⓘ

25,744

researchers with publications ⓘ

99% of 26,111 researchers in total

437

researchers with grants ⓘ

2% of 26,111 researchers in total

13

researchers with patents ⓘ

0% of 26,111 researchers in total

432

researchers with clinical trials ⓘ

2% of 26,111 researchers in total

Maybe looking for a “triple-threat” candidate...

Overview

A quick overview of the top 10 researchers in each of these categories: number of publications, patents, clinical trials, grants as well as citations of their publications by other publications and funding sum.

Resarcher	Publications	Citations	Grants	Funding (USD)	Patents	Clinical trials
Adrian Ernest Bauman ...	61	22,253	3	\$5.4M	0	0
Alison L Marshall ...	37	14,796	1	\$1.2M	0	0
Ann Elizabeth Rahmann...	11	351	0	∅	0	4
Anthony Scott Leicht ...	130	2,084	0	∅	0	0
Belinda Ruth Beck ...	59	1,726	0	∅	0	4
Ben Desbrow ...	60	1,497	0	∅	10	0
Ben Groom ...	0	0	1	\$23.3M	0	0
Benis Nchine Egoh ...	0	0	1	\$23.3M	0	0
Bernardo B N Strassburg...	0	0	1	\$23.3M	0	0
Bill T Vicenzino ...	139	5,981	1	\$413.8K	0	7
Carolyn A Richardson ...	22	3,047	0	∅	4	0
Claudio Pizzolato ...	5	88	0	∅	5	0

School of Health and Rehabilitation Sciences

[Home](#) [About](#) [Study](#) [Research](#) [Health clinics](#) [Clinical education](#) [Current Students](#) [Contact](#)

Professor Bill Vicenzino

Professor in Physiotherapy

School of Health and Rehabilitation Sciences

☎ +61 7 336 52781

✉ b.vicenzino@uq.edu.au

[View researcher profile](#)

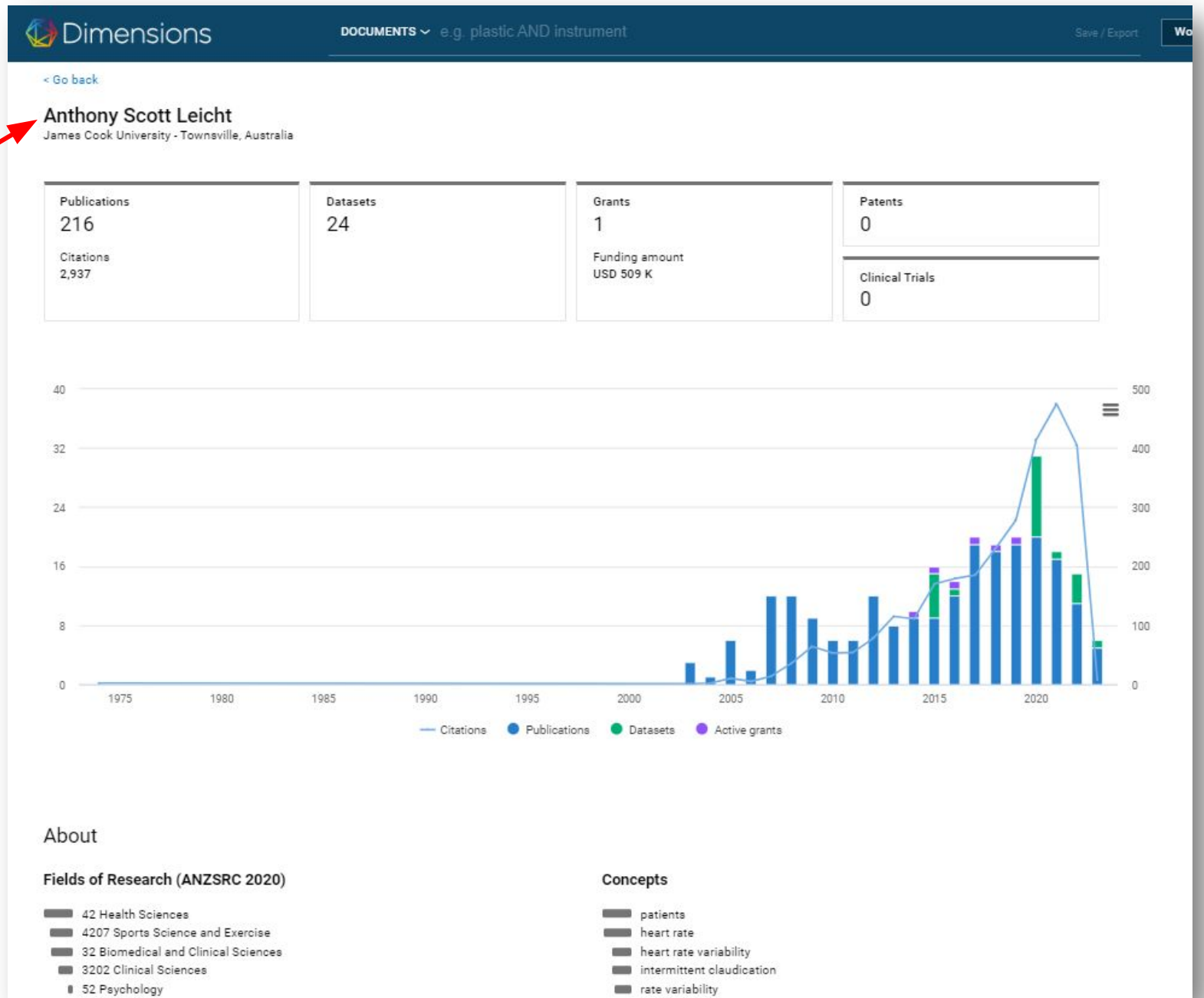
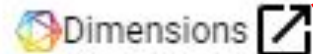


Top researchers by publications, citations, funding

	Researcher	Organization	Country/territory	Academic Age Bucket	Last activity	Publications	Total citations
1	Jeff Scott Coombes	University of Queensland	Australia	26 to 30	2023	233	8,070
2	Wendy J Brown	University of Queensland	Australia	31 or Above	2023	219	14,242
3	Neville G Owen	Baker IDI Heart and Diabetes Institute	Australia	31 or Above	2022	161	20,231
4	Tim J Gabbett	University of Southern Queensland	Australia	21 to 25	2022	140	8,968
5	Bill T Vicenzino	University of Queensland	Australia	26 to 30	2022	139	5,965
6	Thomas Hugh Marwick	Baker IDI Heart and Diabetes Institute	Australia	0	2021	137	7,886
7	Robert Usher Newton	Edith Cowan University	Australia	26 to 30	2022	135	4,539
8	Corneel Vandelanotte	Central Queensland University	Australia	21 to 25	2022	134	5,445
9	Anthony Scott Leicht	James Cook University	Australia	16 to 20	2023	130	2,081
10	David G Jenkins	University of Queensland	Australia	31 or Above	2022	122	5,551
11	Justin W L Keogh	Bond University	Australia	21 to 25	2022	120	1,839
12	David Wayne Dunstan	Baker IDI Heart and Diabetes Institute	Australia	26 to 30	2022	112	7,819
13	Dennis Robert Taaffe	Edith Cowan University	Australia	26 to 30	2022	110	4,785
14	Daniel Abido Galvão	Edith Cowan University	Australia	16 to 20	2022	110	3,917
15	Stewart Graeme Trost	University of Queensland	Australia	26 to 30	2022	109	8,467
16	Paul William Hodges	University of Queensland	Australia	26 to 30	2023	106	6,365

7	Robert Usher Newton ...	Edith C
8	Corneel Vandelanotte ...	Central
9	Anthony Scott Leicht ...	James
10	Davi	ers
11	Just	U
12	Davi	r II
13	Denise Robert Figue	Edith C
14	Daniel Abido Galvão ...	Edith C

Links





GOVERNANCE

[The Chancellor](#)

[University Council](#)

[Committees](#)



[Annual reports](#)

Associate Professor Anthony Leicht

Elected Member - Academic Staff



Positions

- Member, JCU Council
- Member, Estate Committee

Biography

Associate Professor Leicht is an experienced academic and researcher with an international reputation for expertise in human performance including the physiological responses to exercise/sport/occupational tasks and assessment of physical/sporting capacity. He has over 25 years of experience as an exercise science academic with an extensive

publication/supervisory/mentoring/engagement/funding record, and was the former Director of the Institute of Sport and Exercise Science at James Cook University (2008-2011).

He has been elected as a Fellow of exercise/sport organisations worldwide including Exercise and Sports Science Australia, European College of Sport Science and Sports Medicine Australia. He has held a variety of Board director and committee roles over the past 20 years including James Cook University, Exercise and Sports Science Australia, Sports Medicine Australia, and the Townsville Hospital Foundation, where he was the Board Chair (2017-2020). He was elected as an academic staff member of the James Cook University Council in 2014 (2014-2018) and 2022 (2022-2026).



Overview

Outputs

Research focus

Key players

Collaboration

Result Set

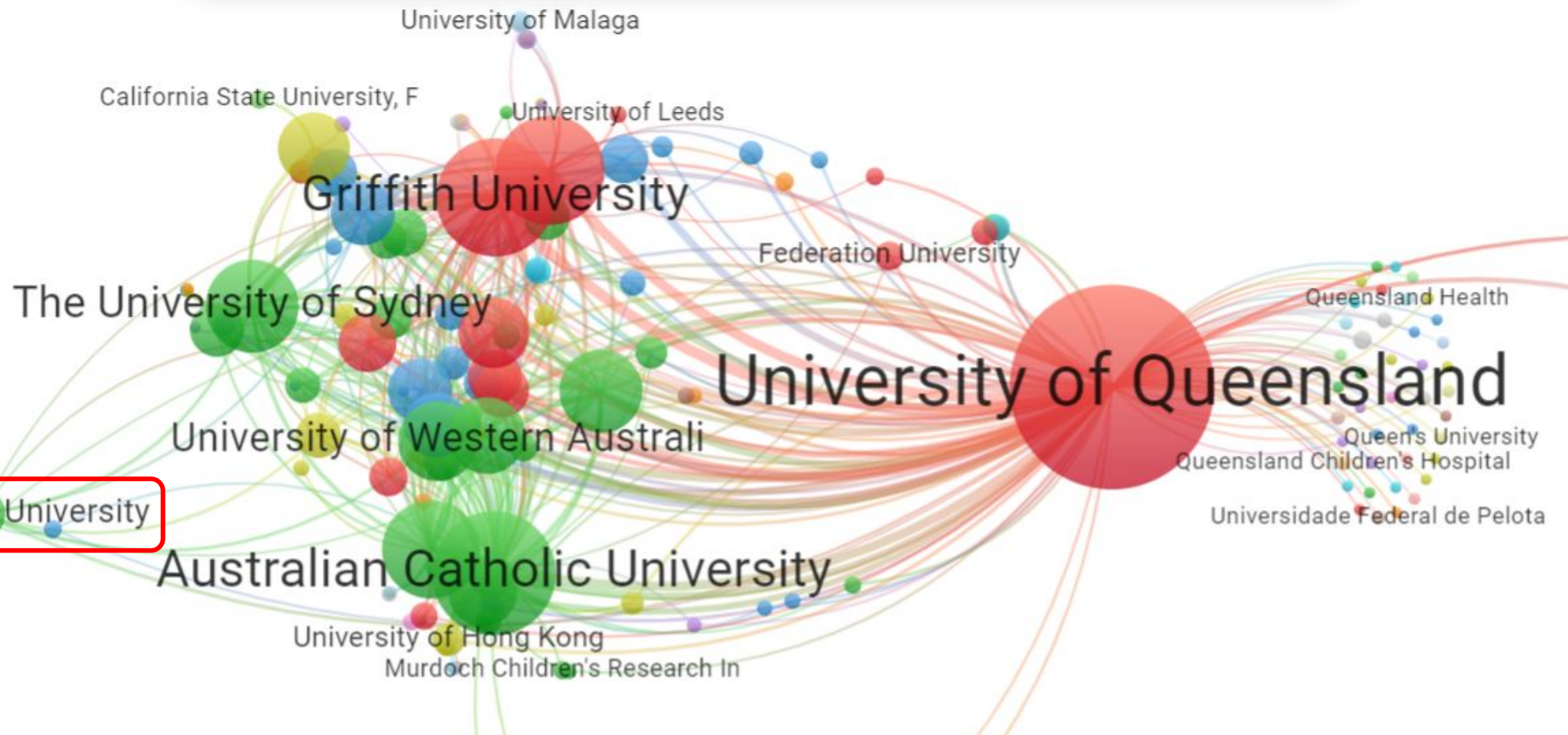
QLD Sport & Exercise Research

Publications

Grants

Patents

Clinical trials



Perspectives & Insights (beta)

[Publications](#)
[Researchers](#)
[Open research](#)
[Funding](#)
[Collaborations](#)
[Benchmarking](#)
[Impact](#)

Research organization

James Cook University

Filter

Years

2013

2022

Sustainable development goals

Any

Apply

Reset

Comparison organizations

Select or search (5)

5 selected

Select all

- ☒ University of Queensland
Australia
- ☒ Queensland University of Technology
Australia
- ☒ Australian Catholic University
Australia
- ☒ Griffith University
Australia
- ☒ University of the Sunshine Coast

Fields of research (level 1)

Any

Fields of research (level 2)

Any

Top collaborators

National context

C

ice

Australia

National statistics ⓘ

1.6%

Patent citation ⓘ

80.1%

Cited publications ⓘ

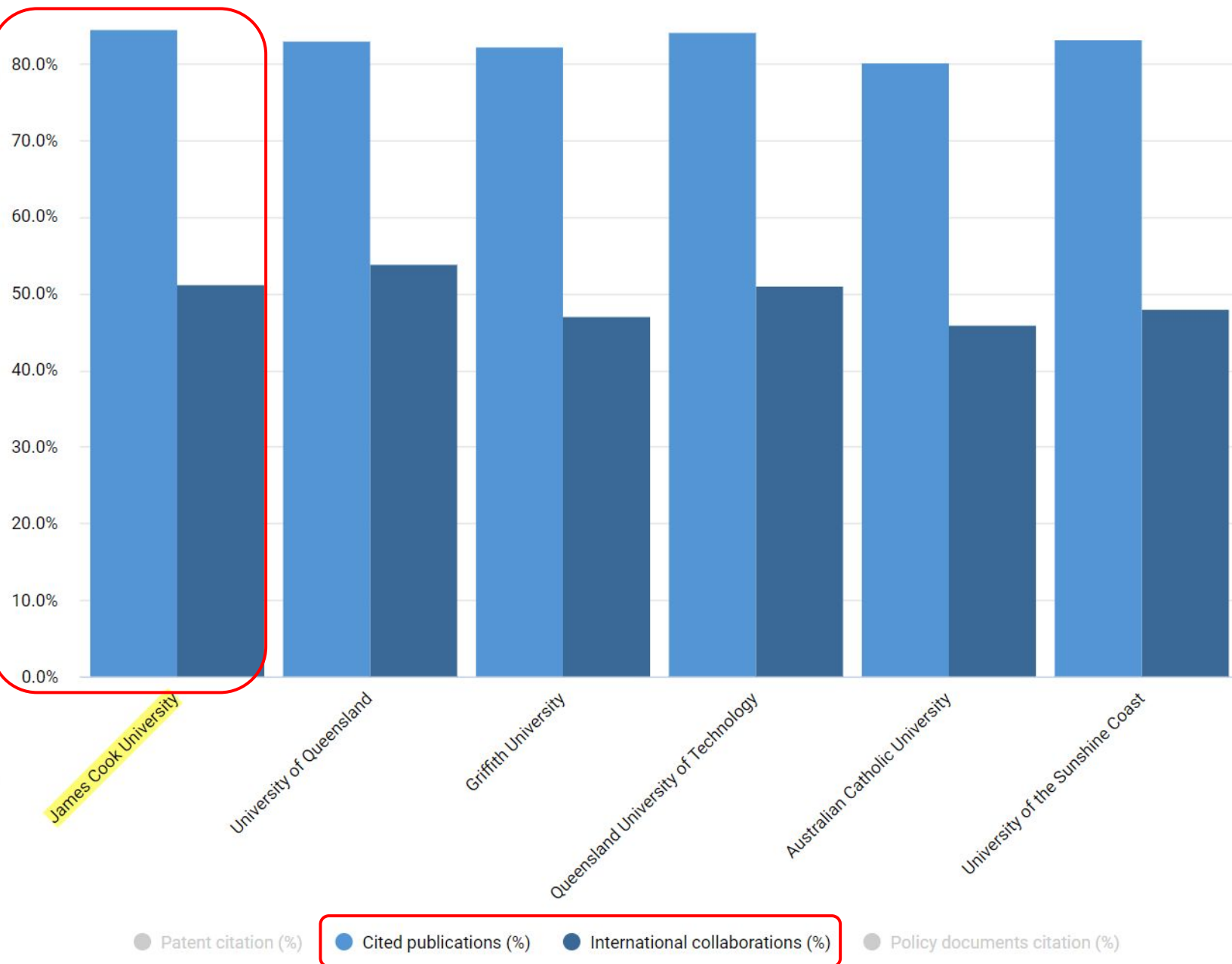
52.8%

International collaborations ⓘ

2.3%

Policy documents citation ⓘ

Share of cited publications and international collaborations



DDS Perspectives & Insights (DEV/Latest)

Publications

Researchers

Open research

Funding

Collaborations

Benchmarking

Impact

<<

Research organization

James Cook University

^ F

Years

2018 - 2023

Sustainable development goals

Any

Apply

Reset

Top collaborators

National context

Comparison organizations

Select or search

X

5 selected

☒ **University of the Sunshine Coast**
Australia

☒ **Australian Catholic University**
Australia

☒ **Griffith University**
Australia

☒ **University of Queensland**
Australia

☒ **Queensland University of Technology**

Fields of research (level 1)

Any

Select all

Fields of research (level 2)

4207 Sports Science and Exercise

Australia

National statistics ⓘ

0.6%

Patent citation ⓘ

74.9%

Cited publications ⓘ

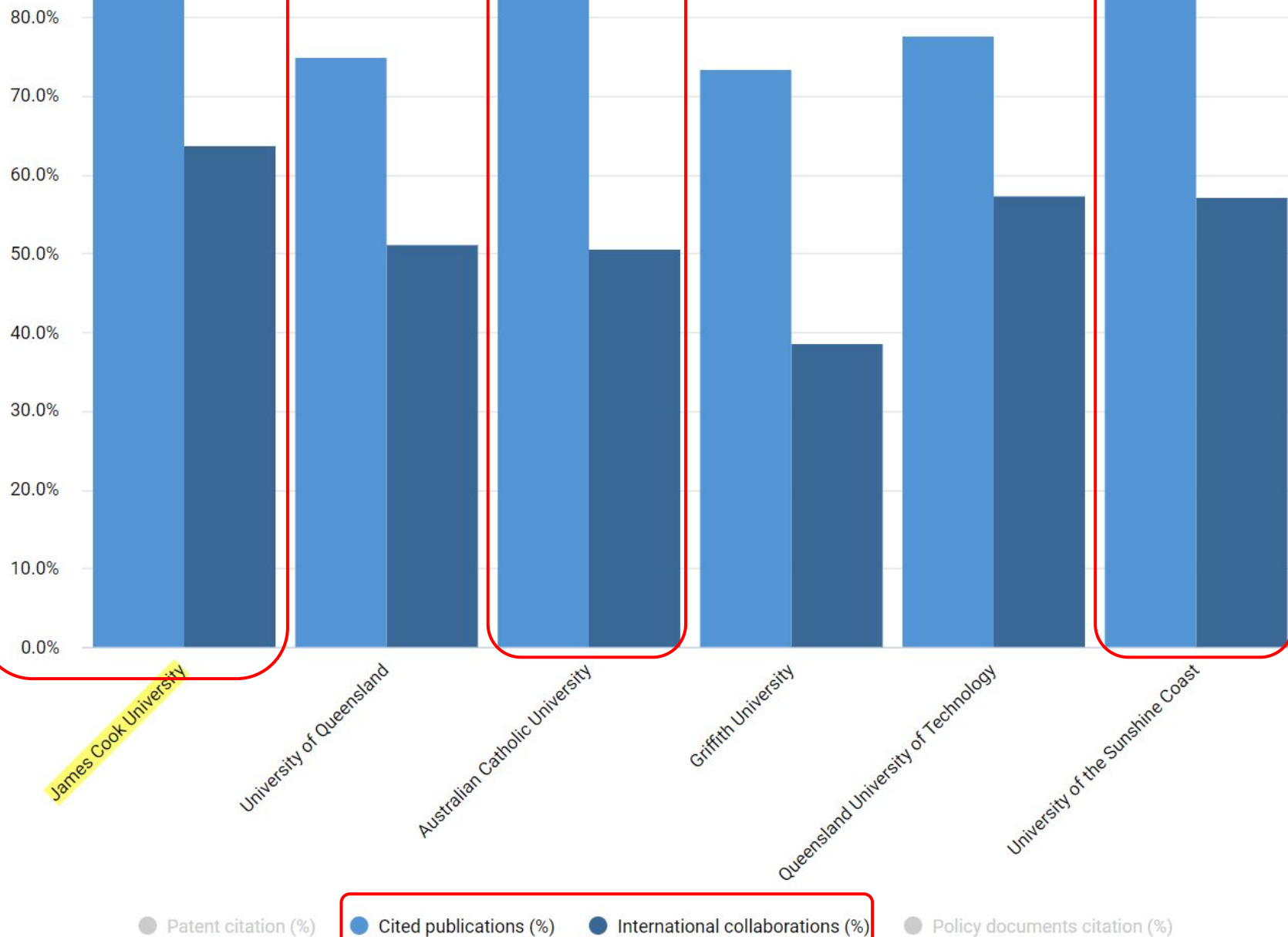
51.3%

International collaborations ⓘ

0.8%

Policy documents citation ⓘ

Share of cited publications and international collaborations



Perspectives & Insights (beta)

[Publications](#)
[Researchers](#)
[Open research](#)
[Funding](#)
[Collaborations](#)
[Benchmarking](#)
[Impact](#)

Research organization

James Cook University

Filter

Years

2013

2022

Sustainable development goals

Any

Apply

Reset

Top collaborators

National context

Comparison organizations

Select or search

(5)

5 selected

Select all

- ☒ University of Queensland
Australia
- ☒ Queensland University of Technology
Australia
- ☒ Australian Catholic University
Australia
- ☒ Griffith University
Australia
- ☒ University of the Sunshine Coast

Fields of research (level 1)

Any

Fields of research (level 2)

Any

Australia

National statistics ⓘ

1.6%

Patent citation ⓘ

80.1%

Cited publications ⓘ

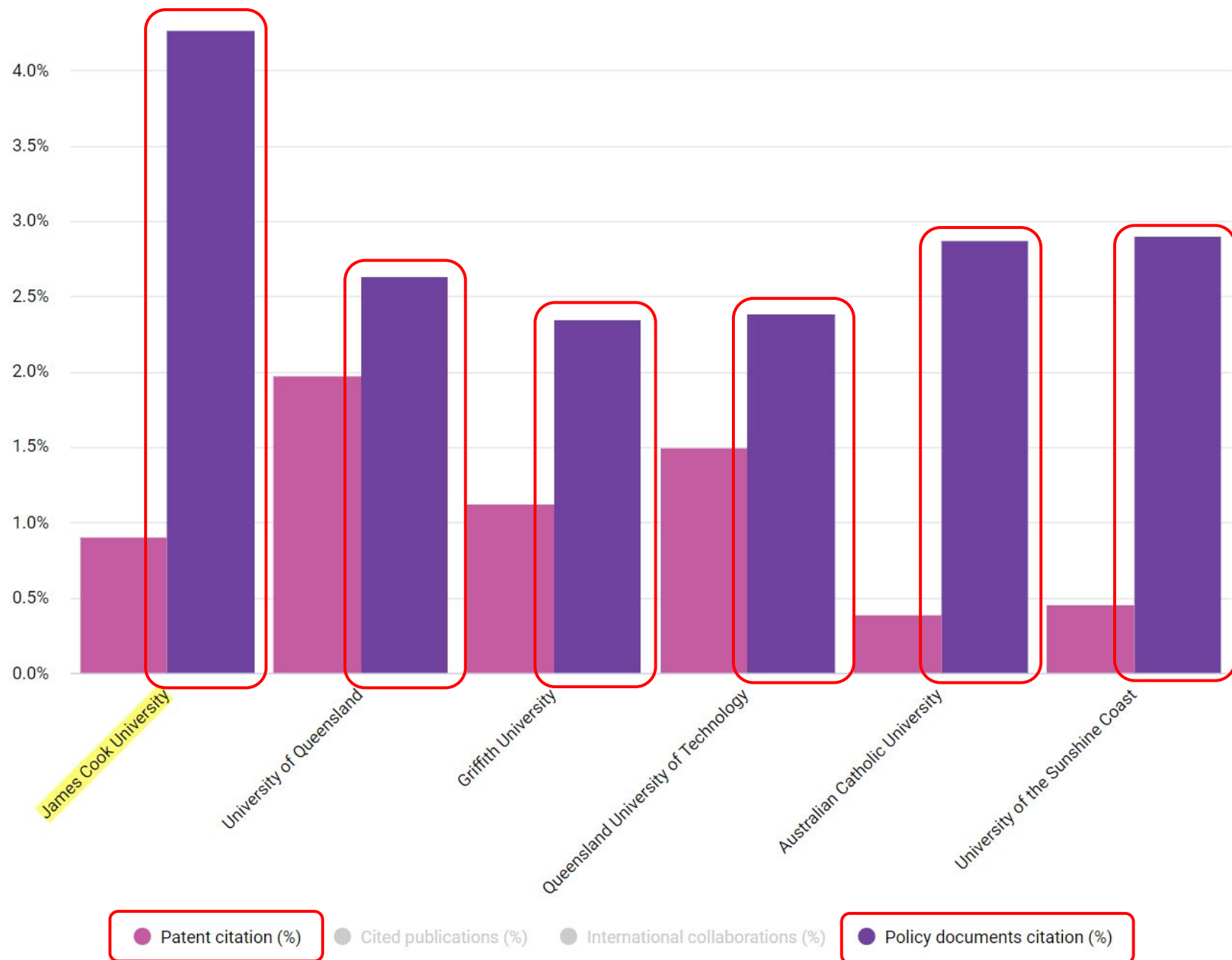
52.8%

International collaborations ⓘ

2.3%

Policy documents citation ⓘ

Share of cited publications and international collaborations



QLD, as a region, has a high % of their researchers' publications being cited by Sustainable-Development-Goal-relevant Policy Documents – Can we learn more?

 Landscape & Discovery (beta)

Last Decade of QLD Research ▾





Exploratory
conversation
with Dr.
Leicht and
QLD
institutional
leaders


... ??? ...

Google

anthony scott leicht "email" james cook university

News Images Videos Shopping Books Maps

About 1,900,000 results (0.47 seconds)

 James Cook University
<https://secure.jcu.edu.au/app/contact>

Contact Us - JCU Australia

Display Name/**Email**, Department, Position, Extension ... APROF **Anthony Leicht**
anthony.leicht@jcu.edu.au · Chief of Staff ... MS Jessica **Scott**

Thank you!

Questions?

Aaron Sorensen

Senior Product Manager Apps & Analytics

a.sorensen@digital-science.com