



# Digital Science

## ALTMETRIC

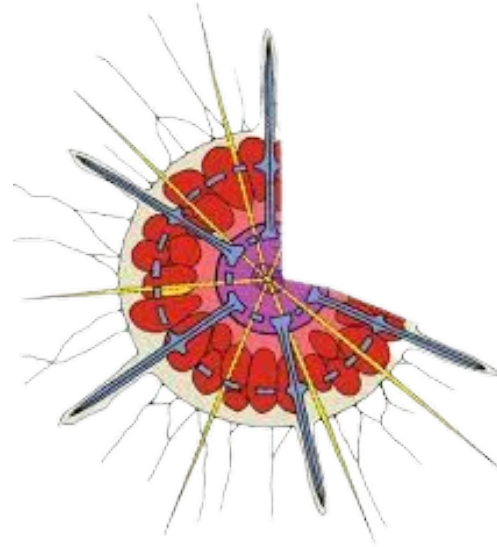
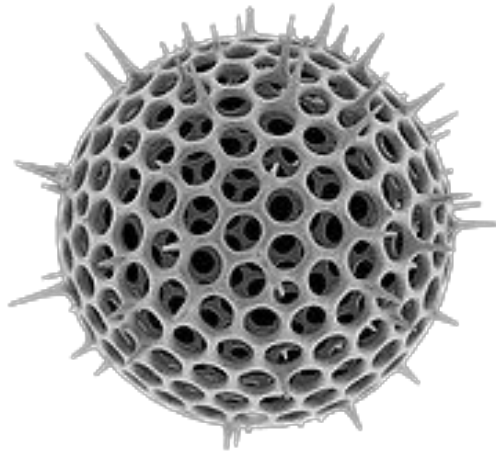
---

Liz Smee

Product Solutions Specialist



Indicators of **non-traditional attention and engagement** with  
digitally published research and scholarship.



# ALTMETRIC SOURCES

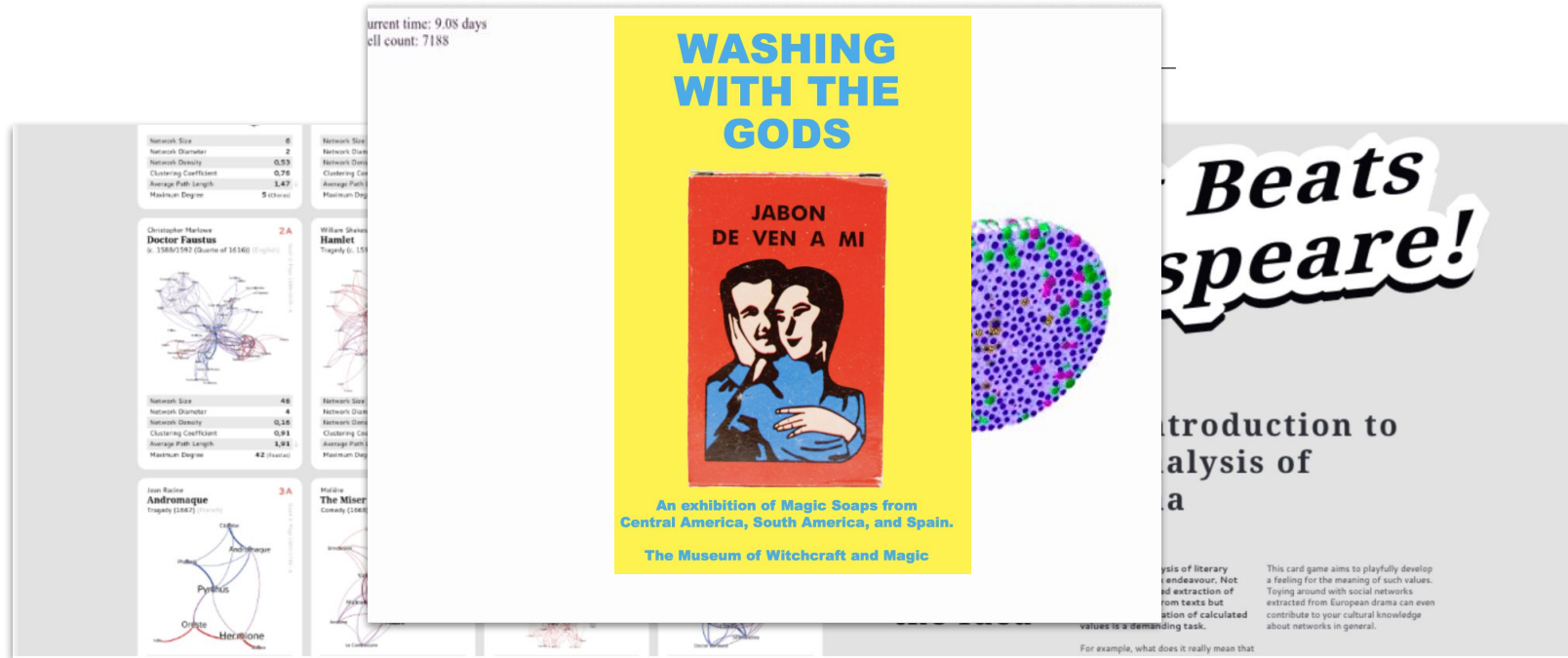
- Policy documents
- News
- Blogs
- Twitter
- Facebook
- Wikipedia
- Faculty Opinions
- Peer Reviews
- Videos
- Patents
- Q&A (Stack Overflow)
- Reddit



Example: [Global warming and recurrent mass bleaching of corals](#) (March 2017)

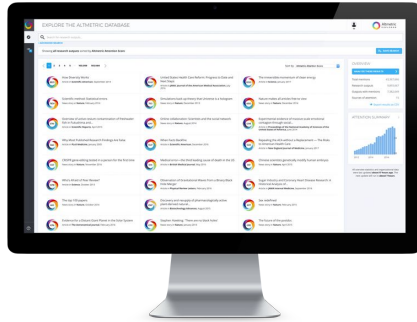


# RESEARCH OUTPUTS



[Details Page on Altmetric Explorer](#)

# ALTMETRIC TOOLS



Altmetric Explorer

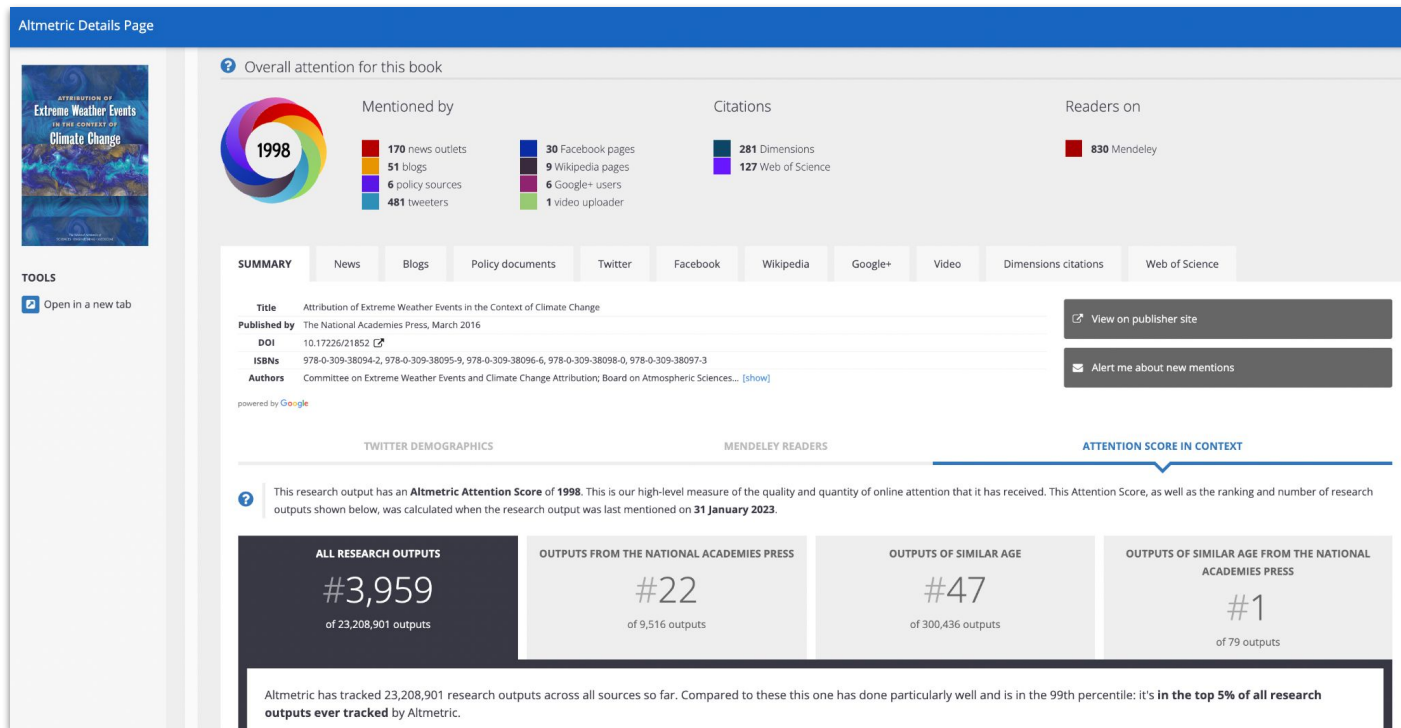


Badges




Altmetric API

# DETAILS PAGE























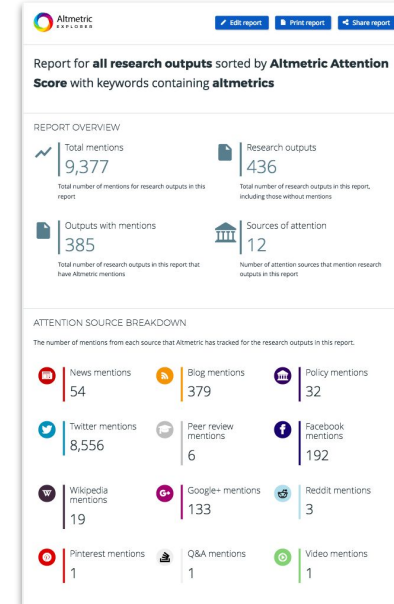
Example: [Attribution of Extreme Weather Events in the Context of Climate Change](#) (March 2016)

# ALTMETRIC EXPLORER

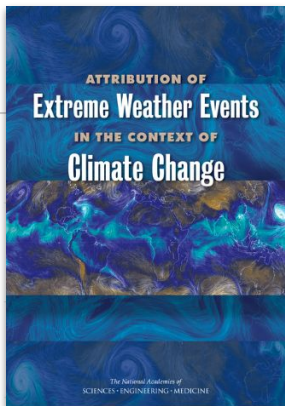
 YOUR SAVED SEARCHES

You can save search results for quick access by clicking the 'save search' button after finding the data you are looking for. Your saved searches will be visible here.

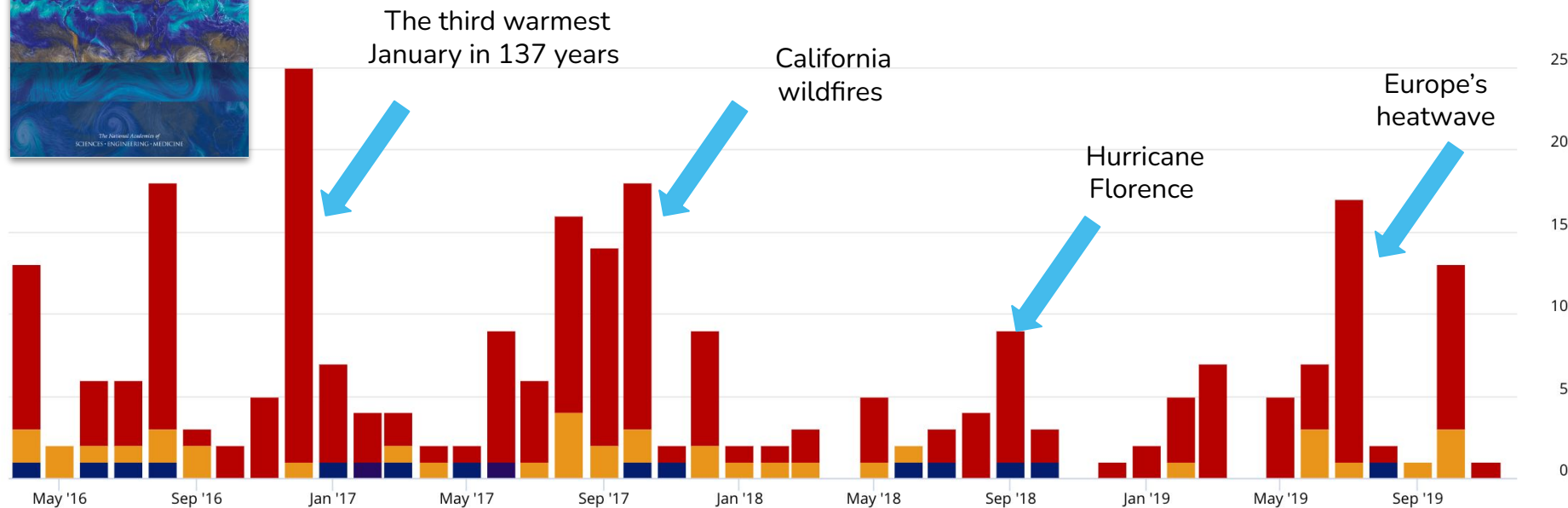
	SET DEFAULT	SAVED SEARCH	REPORTING				ACTIONS
			DAILY EMAIL	WEEKLY EMAIL	MONTHLY EMAIL	SHAREABLE REPORT	
<input type="checkbox"/>		Attention last quarter Saved at 10:16AM UTC on Thursday 27 January 2022 <a href="#">SHARED REPORT</a>	<input type="checkbox"/>	<input type="checkbox"/>	<input type="checkbox"/>		  
<input type="checkbox"/>		Journal attention Saved at 10:16AM UTC on Thursday 27 January 2022	<input type="checkbox"/>	<input type="checkbox"/>	<input type="checkbox"/>		  
<input type="checkbox"/>		Attention highlights Saved at 10:16AM UTC on Thursday 27 January 2022	<input type="checkbox"/>	<input type="checkbox"/>	<input type="checkbox"/>		  
<input type="checkbox"/>		Last weeks attention Saved at 10:02AM UTC on Monday 24 January 2022 <a href="#">SHARED REPORT</a>	<input type="checkbox"/>	<input type="checkbox"/>	<input type="checkbox"/>		  
<input type="checkbox"/>		Journal attention Saved at 2:40PM UTC on Friday 14 January 2022	<input type="checkbox"/>	<input type="checkbox"/>	<input type="checkbox"/>		  



Day 2 | Altmetric Explorer & Symplectic Elements: Reporting on Group Metrics



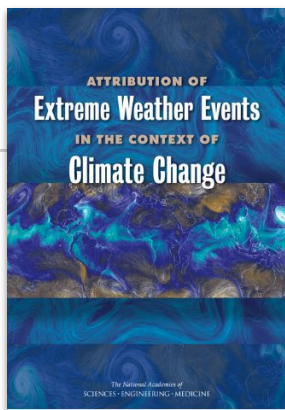
# KEY MOMENTS



## Day 2 | Showcasing Research: Altmetric Explorer for Media & Comms

Example: [Attribution of Extreme Weather Events in the Context of Climate Change](#) (March 2016)

# KEY MENTIONS



## Government action isn't enough — big businesses can cut billions of tons of carbon

Business Insider UK, 25 Jun 2017

With President Trump's announcement to pull the United States out of the Paris Agreement, many other countries



Gavin Dillingham

@gdillin

RT @ClimateWeave: A lot of talk about #climatechange and extreme weather events at #hazws Here is a NAS report on extreme weather event att...

09 Jul 2018



## Extreme weather event attribution to climate change

Cited by user Rosguill on 22 Aug 2020



Gavin Dillingham

@gdillin

Director, Clean Energy Policy at @HARCresearch. #Pythias #climatechange #cleanenergy #resilience #adaptation The tweets are my own.

📍 Houston, TX 🔗 [linkedin.com/in/gavindillin...](https://www.linkedin.com/in/gavindillin...) 📅 Joined April 2007



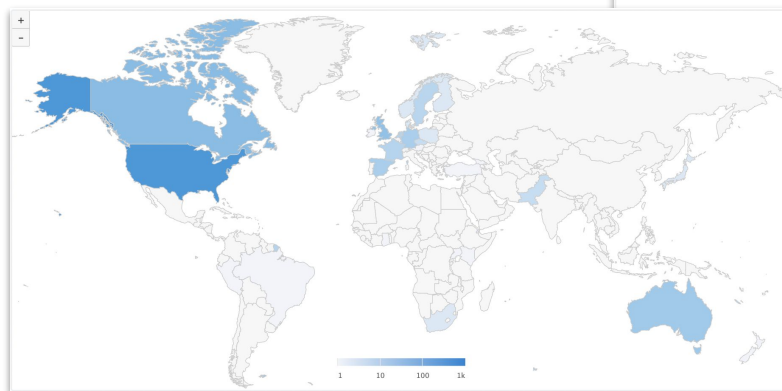
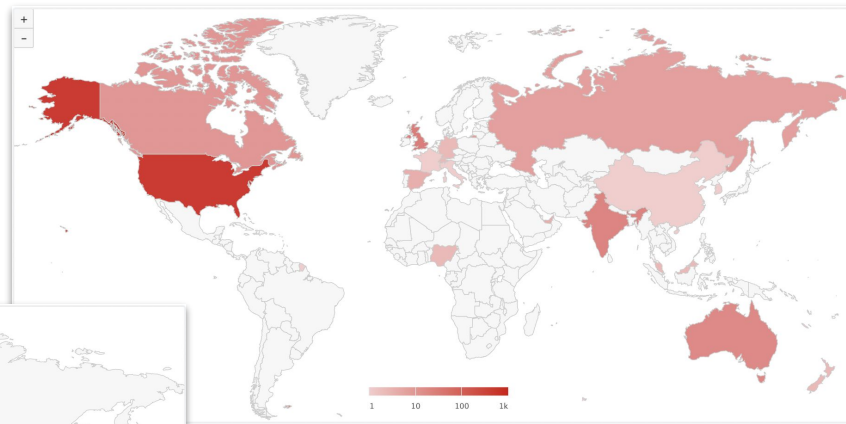
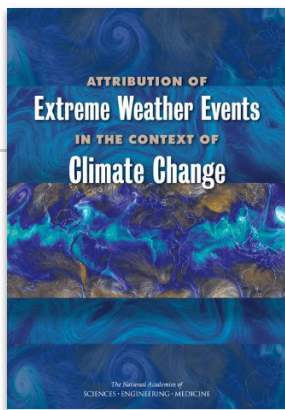
## The impact of disasters and crises on agriculture and food security: 2021

Cited by Food and Agriculture Organization of the United Nations on 01 Mar 2021

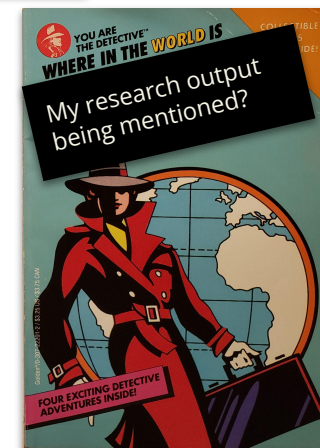
The Food and Agriculture Organization (FAO) of the United Nations is an intergovernmental organization whose mission is to achieve food security, ensuring that people have regular access to enough high-quality food to lead active, healthy lives.

Example: [Attribution of Extreme Weather Events in the Context of Climate Change](#) (March 2016)

# DEMOGRAPHICS




COUNTRY	TOTAL POLICY DOCUMENTS	UNIQUE POLICY SOURCES
United States	3 (37.5%)	2 (33.3%)
Italy	2 (25%)	1 (16.7%)
Canada	1 (12.5%)	1 (16.7%)
Netherlands	1 (12.5%)	1 (16.7%)
Switzerland	1 (12.5%)	1 (16.7%)



Example: [Attribution of Extreme Weather Events in the Context of Climate Change](#) (March 2016)




# ALTMETRIC BADGES



THE UNIVERSITY  
OF QUEENSLAND  
AUSTRALIA

UQ eSpace



[Home](#)  
[Search eSpace](#)  
[Browse](#)  
[Help](#)  
[About](#)

SEARCH

ADVANCED SEARCH

Displaying works 1 to 20 of 485900 total works.

Sort results by

Sort order

Works per page

Display results

Export page results

Altmetric score

Desc

20

Auto


Please select






< PREVIOUS

1 2 3 4 5 ... 24295


NEXT >




### An evidence review of face masks against COVID-19

Howard, Jeremy, Huang, Austin, Li, Zhiyuan, Tufekci, Zeynep, Zdimal, Vladimir, van der Westhuizen, Helene-Mari, von Delft, Arne, Price, Amy, Fridman, Lex, Tang, Lei-Han, Tang, Viola, Watson, Gregory L., Bax, Christina E., Shaikh, Reshama, Questier, Frederik, Hernandez, Danny, Chu, Larry F., Ramirez, Christina M., and Rimoin, Anne W. (2021). *An evidence review of face masks against COVID-19. Proceedings of the National Academy of Sciences of the United States of America* 118 (4) e2014564118 . <https://doi.org/10.1073/pnas.2014564118> 

 472  499  19652  

### Physical interventions to interrupt or reduce the spread of respiratory viruses

Jefferson, Tom, Dooley, Liz, Ferroni, Eliana, Al-Ansary, Lubna A, van Driel, Mieke L, Bawazeer, Ghada A, Jones, Mark A, Hoffmann, Tammy C, Clark, Justin, Beller, Elaine M, Glasziou, Paul P, and Conly, John M (2023). *Physical interventions to interrupt or reduce the spread of respiratory viruses. Cochrane Database of Systematic Reviews* 2023 (1) CD006207 . <https://doi.org/10.1002/14651858.CD006207.pub6> 

 4  18817 

#### Refine results

Work type

Keywords

Subject

Journal name

Collection

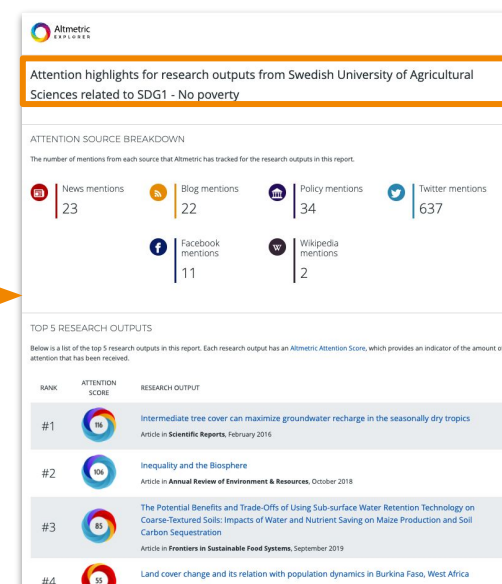
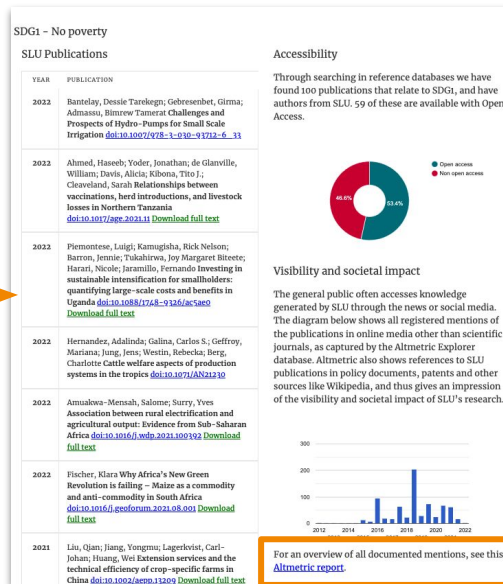
Author

Work subtype

Open access status



# ALTMETRIC API



## Day 2 | The future of Impact Metrics

Example: [Agenda at 2020 SLU](#)

- 10,500 News sources tracked from 180 countries (up from 7,087 in Jan 22)
- 16,289 Blog Sources tracked (up from 16,075 in Jan 22)
- 185M Tweets

**42 M research outputs | 23M with attention | 241M mentions**

Day 2 | Altmetric Update: Product & Roadmap Updates

More information: [How-To: Shareable Report](#)

## Day 2 | The future of impact metrics

More information: [How-To: Shareable Report](#)



# Digital Science

## Dimensions

---

Liz Smee

Product Solutions Specialist

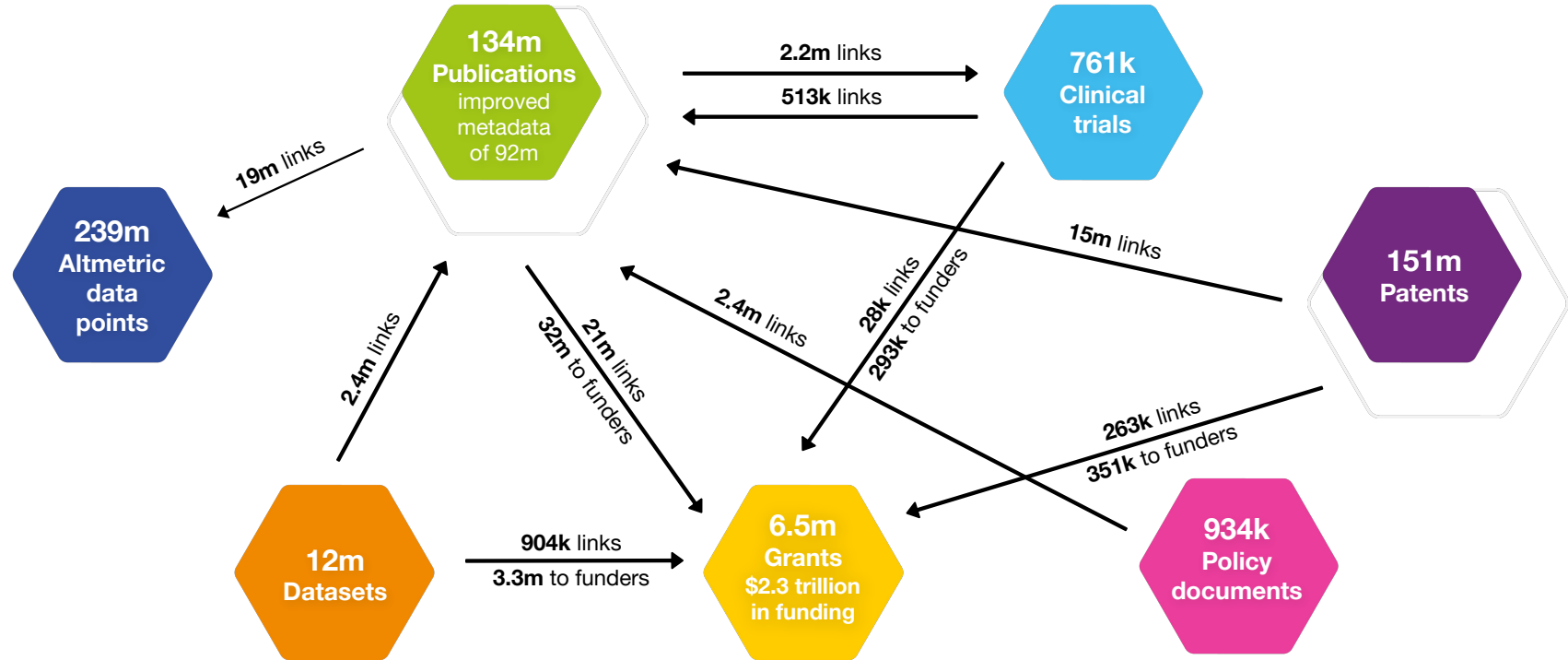
# THE DATA

—

# A BROADER PICTURE OF THE RESEARCH LIFECYCLE



# WE SURFACE THE CONNECTIONS



# CONTENT GROWTH SINCE 2021



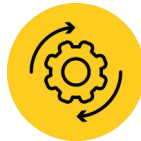
9.6 M Publications



387K Grants (48 funding sources added)



203 M Citations



9.7M Patents



6M OA Tagging



79K Clinical Trials (3 registries added)



1M Datasets



181K Policy Documents (55 publishers added)



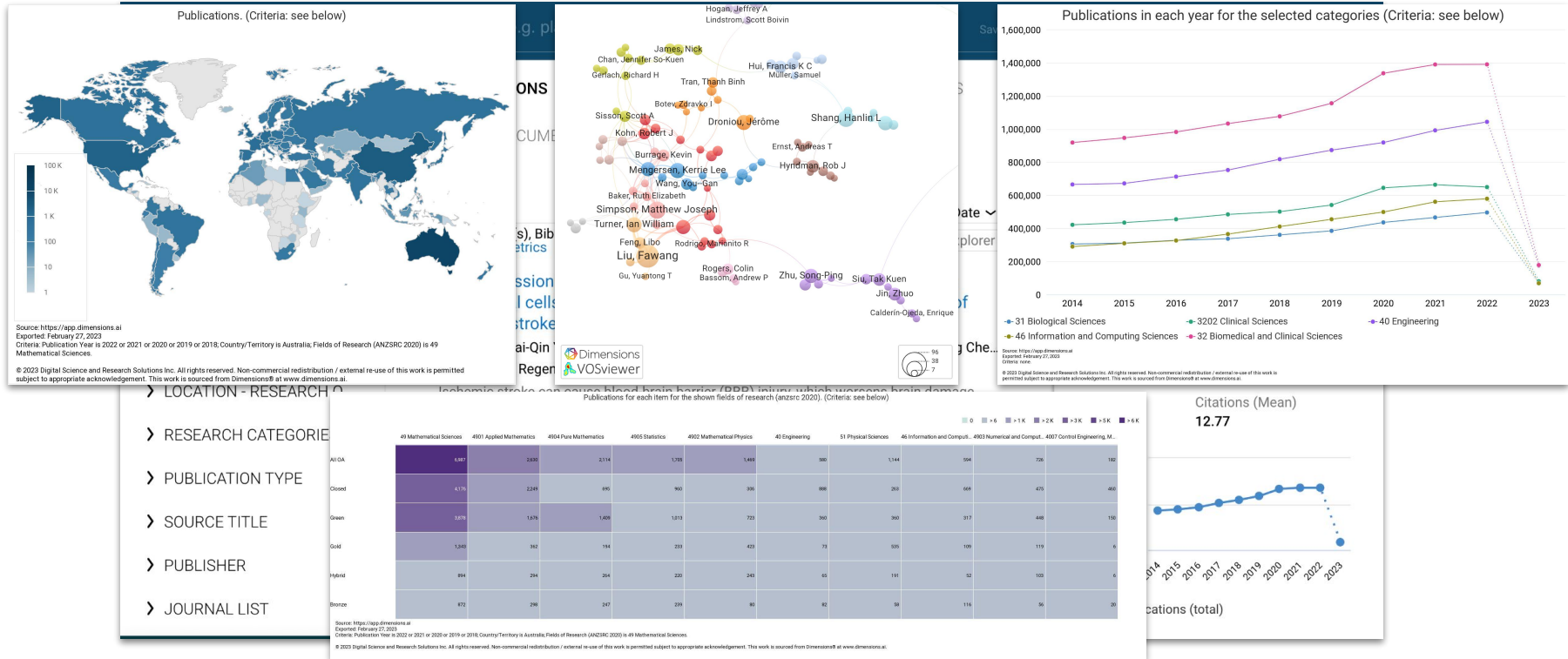


# VISUALISE

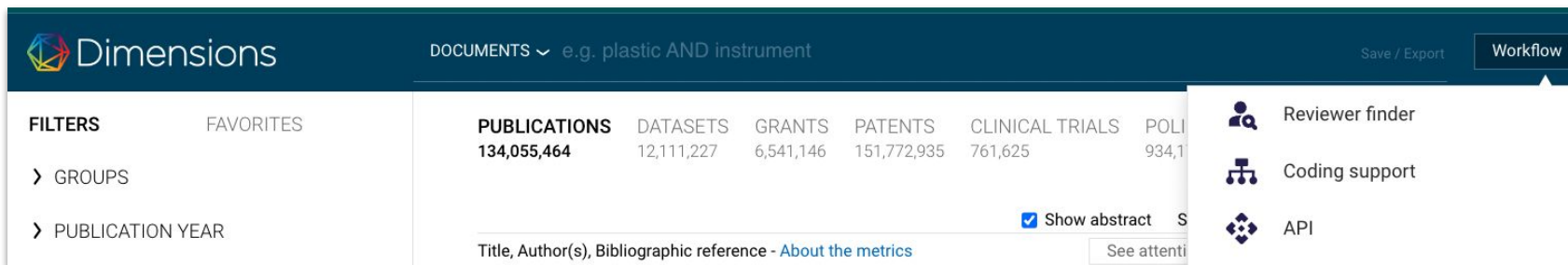
---



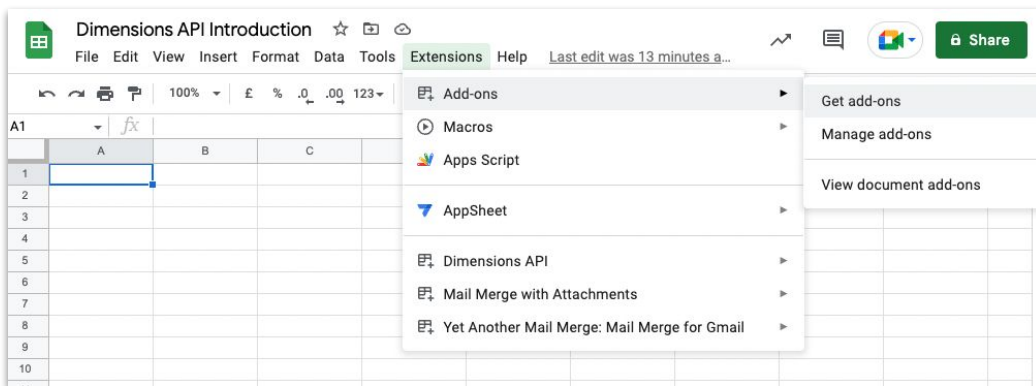
# DIMENSION WEB APP & ANALYTICAL VIEWS



# DIMENSIONS API



The screenshot shows the Dimensions API web interface. The header includes the Dimensions logo, a search bar with the text "DOCUMENTS e.g. plastic AND instrument", and buttons for "Save / Export" and "Workflow". The left sidebar contains "FILTERS" and "FAVORITES" sections. The main content area displays a table of search results with columns for "PUBLICATIONS", "DATASETS", "GRANTS", "PATENTS", "CLINICAL TRIALS", and "POLI". A dropdown menu is open, showing options: "Reviewer finder", "Coding support", and "API".



The screenshot shows a Google Sheets spreadsheet titled "Dimensions API Introduction". The "Extensions" menu is open, showing a list of add-ons: "Add-ons", "Macros", "Apps Script", "AppSheet", "Dimensions API", "Mail Merge with Attachments", and "Yet Another Mail Merge: Mail Merge for Gmail". The "Dimensions API" add-on is highlighted.

```
$ dimcli
Dimcli - Dimensions API Client (v0.6.6.5)
Welcome! Type help for more info.
Using endpoint: https://app.dimensions.ai - DSL version: 1.23.1

> help
COMMANDS LIST
=====
All special commands start with '.'
-----
>>> help: show this help message
-----
>>> <tab>: autocomplete.
-----
>>> .docs: print out documentation for DSL data objects.
>>> .export_as_json: save results from last query as JSON file.
>>> .export_as_csv: save results from last query as CSV file.
>>> .export_as_html: save results from last query as HTML file.
>>> .export_as_bar_chart: save results from last query as Plotly bar chart.
>>> .show [optional: N]: print N results from last query, trying to build URLs for objects. Default N=10.
>>> .json_compact: print results of last query as single-line JSON.
>>> .json_full: print results of last query as formatted JSON.
>>> .url: resolve a Dimensions ID into a public URL.
-----
>>> <Ctrl-o>: search docs online.
>>> <Ctrl-q>: abort query.
>>> <Ctrl-d>: exit console.
-----
>>> quit: exit console
=====
```

# DIMENSIONS ON GOOGLE BIGQUERY



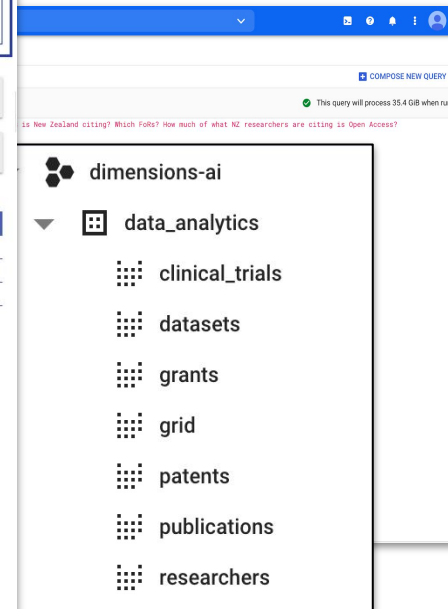
BigQuery is managed



We've created a version of the dashboard that can be used in



Together - Dimensions format that can be queried like

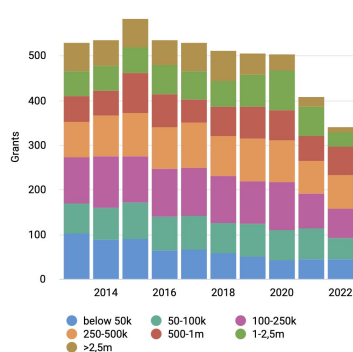


# PERSPECTIVES & INSIGHTS APP

Publications for selected time period

	Title	Publication year	Source title	For 1st level	For 2nd level	Total citations	Total recent citations	Field citation ratio
1	Moderated es...	2014	Genome Biology	Biological Scienc	Bioinformatics A	43,504	23,681	3,918.57
2	limma power...	2015	Nucleic Acids Re	Biological Scienc	Bioinformatics A	19,704	10,298	2,072.68
3	Standards an...	2015	Genetics in Medi	Biological Scienc	Genetics	16,939	8,407	1,913.67
4	The PRISMA ...	2021	The BMJ	Health Sciences	Epidemiology	13,616	13,559	7,574.51
5	Multiplex Gen...	2013	Science	Biological Scienc	Genetics	11,236	2,827	1,122.75
6	Ror2 signalin...	2017	Scientific Report	Biological Scienc	Biochemistry An	11,002	6,848	1,230.50
7	The 2016 Wo...	2016	Acta Neuropatho	Biomedical And	Clinical Sciences	10,799	4,559	2,519.16
8	TopHat2: acc...	2013	Genome Biology	Biological Scienc	Bioinformatics A	10,268	2,244	978.15
9	2015 Americ...	2016	Thyroid	Biomedical And	Clinical Sciences	9,173	3,469	2,479.62
10	Global, region...	2014	The Lancet	Biomedical And	Nutrition And Die	8,705	1,890	1,538.52
11	Analysis of pr...	2016	Nature	Biological Scienc	Bioinformatics A	8,199	1,761	1,007.99
12	Recommend...	2015	Journal of the Ar	Biomedical And	Cardiovascular M	7,741	2,994	2,602.96
13	Genome engi...	2013	Nature Protocols	Biological Scienc	Biochemistry An	7,704	2,590	771.60
14	RoB 2: a revis...	2019	The BMJ	Health Sciences	Epidemiology	7,611	6,560	1,992.02
15	Signatures of ...	2013	Nature	Biological Scienc	Oncology And Ce	7,198	2,087	1,226.76

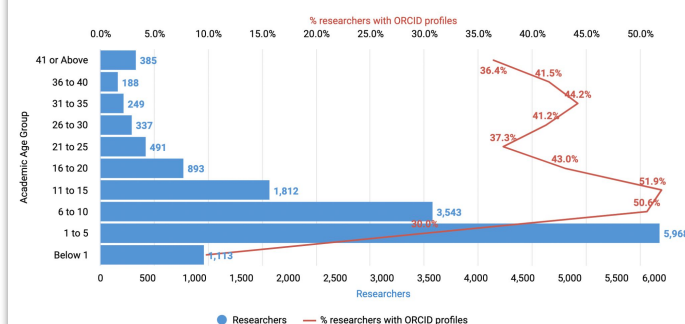
Grants by year and funding amount (USD)



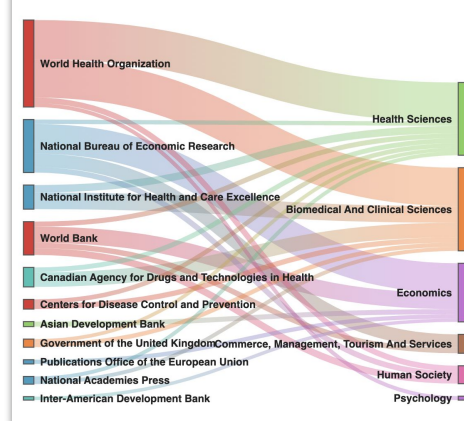
Collaborating organizations - International

	Organization name	Country	Publications	Average Citations	Average field citation ratio
1	University of Toronto	Canada	6,271	66.14	7.45
2	University of Oxford	United Kingdom	5,023	79.00	8.47
3	University College Lond...	United Kingdom	4,518	75.59	8.56
4	University of Cambridge...	United Kingdom	3,914	80.04	8.69
5	University of British Colu...	Canada	3,426	66.60	8.01
6	McGill University	Canada	3,425	69.21	8.27
7	Imperial College London...	United Kingdom	3,252	79.51	7.79
8	University of Melbourne...	Australia	3,249	77.50	8.37
9	University of Copenhage...	Denmark	3,210	66.99	8.74
10	Universidade de São Pa...	Brazil	3,084	58.99	7.14
11	Karolinska Institute	Sweden	2,983	86.77	7.16
12	The University of Sydney...	Australia	2,699	65.54	8.76
13	Ludwig-Maximilians-Uni...	Germany	2,553	70.03	9.81
14	University of Edinburgh...	United Kingdom	2,547	82.27	10.30
15	King's College London	United Kingdom	2,509	87.64	8.52
16	Heidelberg University	Germany	2,467	76.95	8.87

Researchers (ORCID) per academic age group



Policy citations by policy document publishing orga



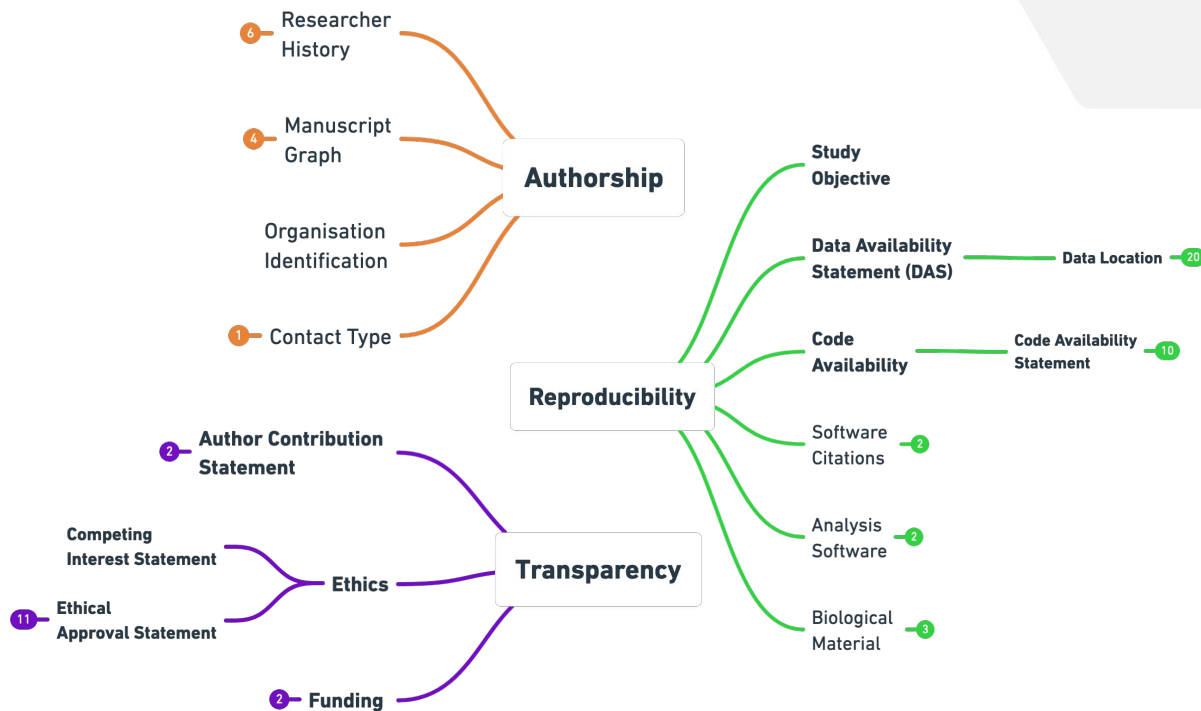




# INTEGRITY

---

# DIMENSIONS RESEARCH INTEGRITY



DAY 1 | Multiple Sessions

Day 2 | Dimensions Research Integrity Trust Markers/Indicators of Acceptance



Dimensions Research Integrity:



Powered by Ripeta

Part of **DIGITAL**science





# THE STORY

---

# TELL YOUR STORY



## Track and report on the wider outcomes of funded research

How to tell a richer story of the impact of research programs when reporting on outcomes and ROI.



## Nanyang Technological University (NTU) Singapore

Hear how NTU have used Dimensions to map the SDG and Open Access research landscape.



## Find experts of the future

How to find experts of the future with access to relevant information and insights that will help inform future strategies.



## How Victoria University of Wellington uses Dimensions for their ranking analysis



## Identify and target grant recipients and accurately analyze commercial opportunity



## ADInstruments: A new approach to prospecting and market mapping

Learn how ADInstruments commercial team uses Dimensions to drive business growth with prospecting and market mapping.



## Easily make strategic collection development decisions

How to easily inform collection development decisions and find which information your researchers need access to.



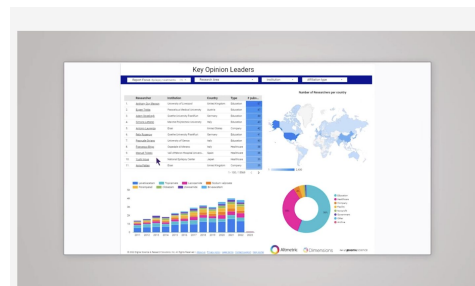
## Dimensions makes a daily difference across Emerald Publishing

Emerald Publishing subscribed to Digital Science's Dimensions Analytics and API in the summer of 2018. A year and a half later, a few key Emerald colleagues took the time to share with us how Dimensions data have become critical in their day-to-day work.



## Monitor the unknown in strategic planning with horizon scanning

Our data, tools and expertise supports government organizations around the world in identifying the "unknown unknowns", i.e., the data we don't know we don't know.



WRITTEN BY SIMON LINACRE

FEBRUARY 10, 2023

DOLs, KOLs and Unicorns

[READ MORE](#)



**THANK YOU!**

